

HOW TO ENTER HORTICULTURE IN A FLOWER SHOW




WHY DO WE HAVE FLOWER SHOWS?

- ▶ Stimulate interest in horticulture and design.
- ▶ Provide an outlet for creativity
- ▶ Educate club members and the public (future members)



INFORMATION YOU NEED TO KNOW, TO ENTER A FLOWER SHOW

1. How to Read A Flower Show Schedule
 2. How to Fill out a Horticulture Entry Card
 3. How to write a Scientific/Botanical Name Card
- 



THE “LAW OF THE FLOWER SHOW” IS THE FLOWER SHOW SCHEDULE

Included in a Schedule:

- ▶ General Show Rules
- ▶ List of Awards Offered
- ▶ Special Horticulture Rules
- ▶ Divisions, Sections, Classes and sub-classes
- ▶ Scale of Points Judges Use to Judge each entry

READING A FLOWER SHOW SCHEDULE

A Schedule is Divided into

Divisions

which are divided Into

Sections

which are Divided Into

Classes

which can be Divided into

Sub-Classes



DIVISIONS OF A FLOWER SHOW

- ▶ **Division** I – Horticulture
- ▶ **Division** II – Design
- ▶ **Division** III – Educational
- ▶ **Division** IV – Youth



SECTIONS OF FLOWER SHOW

Each **Division** of a show is divided into **Sections**.

Sections are created by dividing the **Division** using:

- ▶ physical qualities
- ▶ life cycle
- ▶ genus
- ▶ common characteristics



For example :

Division I:


Section A: Annuals

Section B: Perennials

Section J: Container Grown Plants

Section M: Roses

Section O: Dwarf and Miniature



CLASSES OF A FLOWER SHOW

Each **Section** is divided into **Classes** typically by species, foliage, flowering, etc.

For example:

Division I:

Section M: Roses

Class 1. Hybrid Teas

Class 2. Floribundas

Class 3. Shrub

Class 4. Miniature



CLASS SUB-DIVISIONS IN A FLOWER SHOW

Each **Class** (can be) **sub-divided**

For example:

Division **I**:

Section **M**: Roses


Class **1**. Hybrid Teas

- a.** 1 bloom, without side buds, exhibition form
- b.** 1 bloom, without side buds, fully open



FLOWER SHOW ENTRY CARD

When filling out your entry card you will need the following:

1. Your plant id book
 2. Small return address labels
 3. Flower show schedule
 4. How to Write a Scientific Name (card)
- 
- A decorative graphic consisting of several parallel white lines of varying lengths, slanted diagonally from the bottom right towards the top right, located in the lower right quadrant of the slide.

HOW TO WRITE A SCIENTIFIC/ BOTANICAL NAME

When handwritten (e.g., on an entry tag in a flower show)

The Genus is written with a capital letter and underlined, e.g., Salvia

The species is written with a lower case letter and underlined, e.g., farinacea in Salvia farinacea

The variety is written with a lower case letter and underlined, e.g., koreana in Buxus microphylla
koreana

OR with var. placed before it and the variety name underlined, e.g., Buxus microphylla var.
koreana

The 'Cultivar' is enclosed in single quotes and capitalized, e.g., 'Victoria' in Salvia farinacea
'Victoria'


OR with cv. Placed before it and the single quotes omitted, e.g., Salvia farinacea cv. Victoria

When naming a 'Cultivar of a variety underline Genus and species, add var. before the underlined variety name, and then add the 'Cultivar' in single quotes, e.g., Buxus microphylla var. Korana
'Wintergreen'

When printed (e.g., on a computer)

Substitute italics for the underlining, e.g., *Buxus microphylla* var. *koreana* 'Wintergreen'

SAMPLE OF HORTICULTURE ENTRY CARD



New Mexico State Fair
Floriculture/HORTICULTURE

Division I Section: _____

Class No.: _____

Botanical Name

Variety/Cultivar

Date: _____

Name: _____

1 ST	2 ND	3 RD	Honorable Mention

1 ST	2 ND	3 RD	H M

Botanical Name

Variety/Cultivar

Class: _____ Date: _____

Name: _____



Horticulture is Division I, Sunflower is Section A (Annuals) and Sunflower Class is 8a, for Sunflowers

New Mexico State Fair Floriculture/HORTICULTURE

Division I

Section: A

Class No.: 8a

Botanical Name

Variety/Cultivar

Date: _____

Name: _____

1ST

2ND

3RD

Honorable
Mention

What is the botanical name of your Sunflower? What is its Variety?

New Mexico State Fair
Floriculture/HORTICULTURE

Division I

Section: A

Class No.: 8a

Helianthus, annuus

Botanical Name

'Teddy Bear'

Variety/Cultivar

Date: _____

Name: _____

1ST

2ND

3RD

Honorable
Mention

THIS IS
WHAT IT
SHOULD
LOOK
LIKE

New Mexico State Fair
Floriculture/HORTICULTURE

Division I Section: A

Class No.: 8a

Helianthus, annuus

Botanical Name

'Teddy Bear'

Variety/Cultivar

Date: 9/1/20

Name: Suzy Andrego

1ST 2ND 3RD
Honorable

Mention

1ST 2ND 3RD H M

Helianthus, annuus


Botanical Name

'Teddy Bear'


Variety/Cultivar

Class: 8a Date: 9/1/20

Name: Suzy Andrego



PROCESS OF ENTERING A FLOWER SHOW

1. You found out there is a flower show, and you decide to enter.
 2. Obtain a show schedule for that show and read it through.
 3. Watch your garden for “entries”.
 4. Night before show or early morning, day of show, cut and condition your entries.
 5. Day of show, go to show venue, then go to prep area
 6. Stage and groom your horticulture in vases
 7. Fill out entry cards
 8. Attach entry cards to vases
 9. Tell Entry Chair your info & number of entries
 10. Take entries to classification
- 
- A decorative graphic consisting of several parallel white lines of varying lengths, slanted diagonally from the bottom right towards the top right, set against a dark blue background.

YOU HAVE MADE THE DECISION TO ENTER A FLOWER SHOW. NOW WHAT??

On the day of the show go to the flower show prep area.

You should have with you:

- ▶ Horticulture to enter
- ▶ Pencil
- ▶ Names of your horticulture written down

OR your copy of your plant id book (i.e.: Western Gardener, Hortus or Encyclopedia of Garden Plants.)

- ▶ Pruners
- ▶ Return address labels
- ▶ Flower show schedule
- ▶ How to write a scientific/Botanical Name card

- ▶ Groom and place your horticulture in a vase.
- ▶ Complete your entry card
- ▶ Attach the completed entry card , with a rubber band, to the vase with your horticulture in it.
- ▶ You are ready to head out of the prep room and go to entries.



THEN



FINAL PROCESS

- ▶ From entries you take you horticulture to the classification table.
- ▶ Stay with your entry until classification has stamped your entry “passed”.
- ▶ Once your entry is stamped, your entry is officially entered into the flower show.

ONCE ENTERED INTO THE SHOW ...

- ▶ Judges come and judge,
- ▶ Ribbons are placed and tallied
- ▶ Big awards are awarded
- ▶ When everything is done, the show opens to the public.



GOOD LUCK!

