

# THE DWELLER



If you're standing in the ocean, body in the water, feet in the sand, are you a peninsula?

No, probably not.  
You're just a human.  
This is just a guitar pedal.  
It's all just music.  
Sounds shift.

Sounds come early, sounds come late. Sounds change frequency and amplitude and our brains start firing. Soothing signals. Cathartic synapses. That's all it is. All it is, all it can be, is standing in the ocean, feet planted in the sand.



DWELLER IS A PHASE REPEATER.

Which means it's a phaser, and a delay, and a lot of stuff in between.

Not a combination of the two effects, but a monstrous hybrid capable of immense beauty.

If you want a phaser, turn STRETCH all the way down. If you want a delay, turn DEPTH all the way down. What's left is yours to discover.

**THE VOICE SWITCH** toggles between two types of phaser: 4 Stage and 8 Stage. Flip it to the left (4 Stage) for a softer vintage sounding phaser. Flip it to the right (8 Stage) for a more complex modern sounding phaser.

**THE SHAPE SWITCH** toggles between three potential waveforms for the phasing: to the left is a sine wave, in the middle is a triangle wave and to the right is a pseudo-random step wave.

**STRETCH** controls the overall memory of Dweller. Set fully counterclockwise, it functions as a standard phaser. As you turn it clockwise, the available memory increases creating stretched out phaser sounds or longer delays if the DEPTH knob is at minimum.

**RATE** controls the rate of the phase shifter - slower speeds counterclockwise, faster speeds clockwise. At minimum the phaser stops moving.

**DEPTH** controls the depth of the phase shifter - all the way counterclockwise eliminates the shifting entirely, noon has classic deep phaser sounds, and all the way clockwise has otherworldly turns.


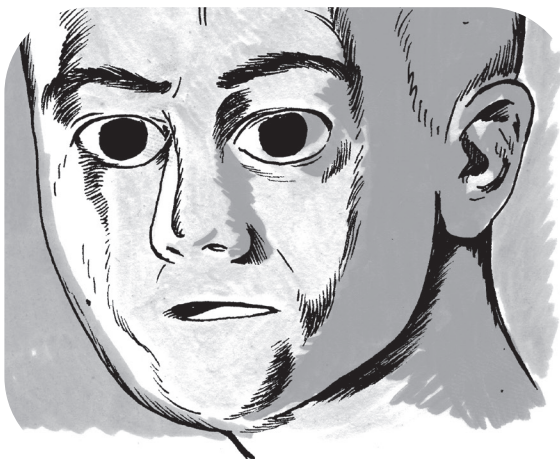
**REGEN** controls the feedback of the circuit. In phaser settings, this means the phaser sound will be more intense and resonant. In delay settings it acts as a feedback control. **MIX** controls the blend of the signal. Fully counterclockwise is 100% dry (unaffected) signal, clockwise is 100% wet (affected) signal. At noon there is a 50-50 blend of the two.

**OUTPUT CONTROL** By default, we set our pedals to be at unity gain when engaged. In some scenarios, this can create a perceived drop or boost in volume. To adjust the output level to your setup, remove the backplate and use a small screwdriver to adjust the internal trimpot (Output Trim) located above the Output jack. Turn it to the right to increase the output level and to the left to decrease.

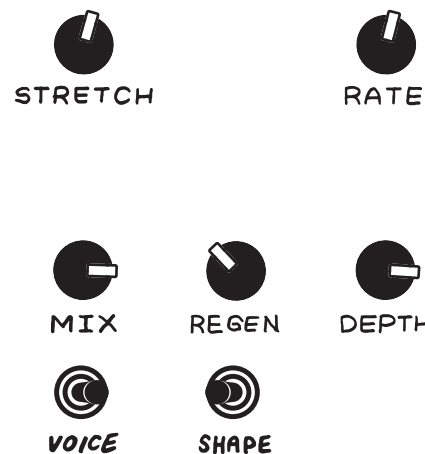
**EXPRESSION** The Expression jack is used to externally control the STRETCH control. By plugging in an expression pedal, you bypass the knob in order to change the parameter on the fly with your foot or a giant slug.

**THE ART OF THE DWELLER:**

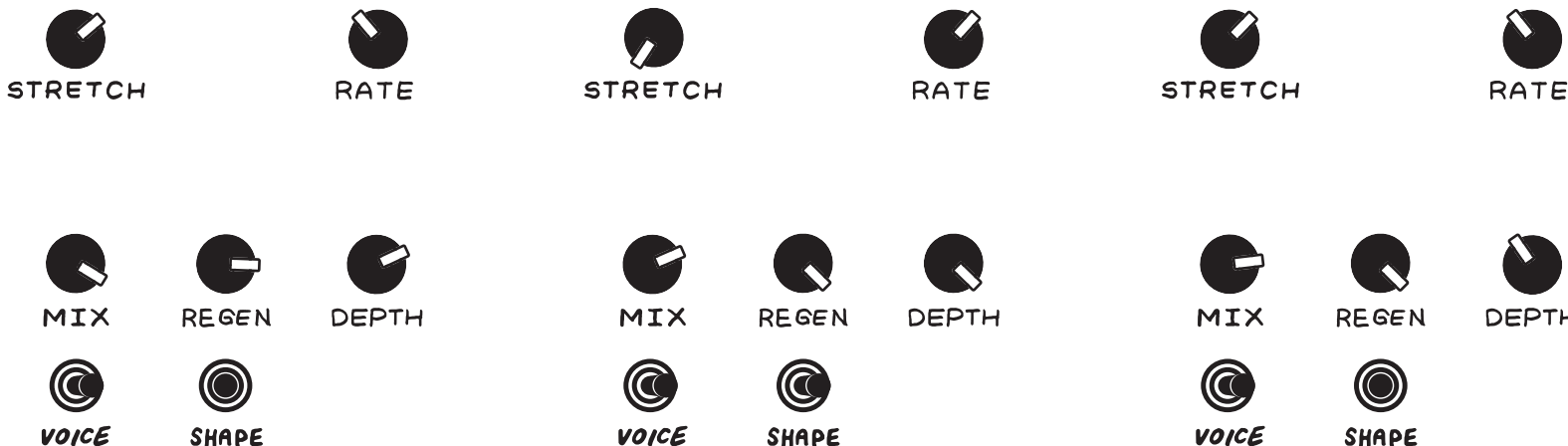
CONCEPTUALIZED & ILLUSTRATED FOR OLD BLOOD NOISE ENDEAVORS BY GARRETT YOUNG DOCTOPMARU.TUMBLR.COM ALL RIGHTS RESERVED



9VDC 2.1mm negative center pin adapter 46 mA draw. blood optional. noise required. oldbloodnoise.com @oldbloodnoise /oldbloodnoise We are everywhere. Come find us. ©Old Blood Noise Endeavors 2018



SEAN | ARCHETYPE | GHOST SHIP ECHOES FROM THE WALLS OF A SUNKEN GALLEY. WHAT WERE THOSE SAILORS SENT TO FIND? OR DID SOMETHING FIND THEM?



ISAAC | ARCHETYPE | DELAY WAVES Waves of lush tones, trails of clicks and bells, not quite dreaming.....but maybe dreaming?

BRADY | ARCHETYPE | BUBBLEGUTZ a Robot speaks in numbers. but this is a robot speaking in guitar. robot guitar, but the good kind. bouncy bubbles of random notes and harmonics.

DAN | ARCHETYPE | MOVE MY CHEESE Sometimes clean and timely, other times washy and uncertain. Play like you mean it. Lay your head on a bed of repeats.