

Bureaucratic Constraints on Embedded Liberalism: Evidence from the Trade Adjustment Assistance

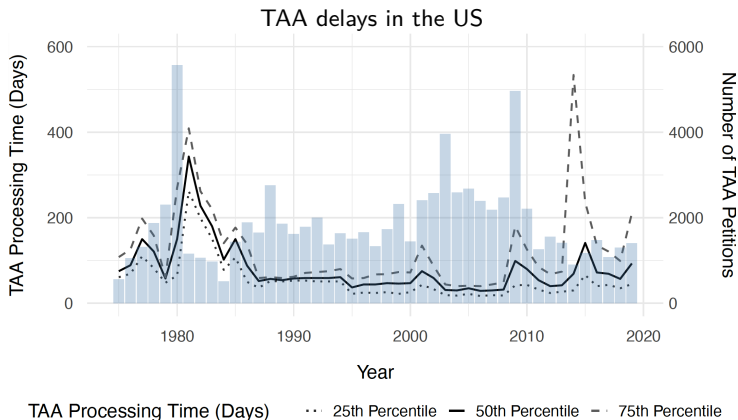
Carlos Felipe Balcázar
Yale University
MacMillan Center

Kyuwon Lee
University of Southern California
POIR

November, 2024

- Compensating the losers from trade sustains int' integration.
- Operational constraints in bureaucracies can delay compensation.

- Compensating the losers from trade sustains int' integration.
- Operational constraints in bureaucracies can delay compensation.



Can bureaucratic delays in providing compensation affect international integration?

Can bureaucratic delays in providing compensation affect international integration?

- \uparrow Delays \Rightarrow \downarrow Benefit of compensation \downarrow Trust govt. social contract.
- ... thus \uparrow Delays \Rightarrow \downarrow Taxation + Int' integration.
- Unions shape blame attribution because they inform workers.
(Ahlquist et al., 2014; Hadziabdic and Baccar, 2020; Hertel-Fernandez, 2024.)

Can bureaucratic delays in providing compensation affect international integration?

- \uparrow Delays \Rightarrow \downarrow Benefit of compensation \downarrow Trust govt. social contract.
- ... thus \uparrow Delays \Rightarrow \downarrow Taxation + Int' integration.
- Unions shape blame attribution because they inform workers.
(Ahlquist et al., 2014; Hadziabdic and Baccar, 2020; Hertel-Fernandez, 2024.)

Can bureaucratic delays in providing compensation affect international integration?

- \uparrow Delays \Rightarrow \downarrow Benefit of compensation \downarrow Trust govt. social contract.
- ... thus \uparrow Delays \Rightarrow \downarrow Taxation + Int' integration.
- Unions shape blame attribution because they inform workers.
(Ahlquist et al., 2014; Hadziabdic and Baccar, 2020; Hertel-Fernandez, 2024.)

Can bureaucratic delays in providing compensation affect international integration?

- \uparrow Delays \Rightarrow \downarrow Benefit of compensation \downarrow Trust govt. social contract.
- ... thus \uparrow Delays \Rightarrow \downarrow Taxation + Int' integration.
- Unions shape blame attribution because they inform workers.
(Ahlquist et al., 2014; Hadziabdic and Baccar, 2020; Hertel-Fernandez, 2024.)

\uparrow Bureaucratic delays:

- (H1) \downarrow government approval... for union members!
- (H2) \downarrow taxation + \downarrow internationalism... for union members!
- (H3) \uparrow economic nationalism in elections.

Can bureaucratic delays in providing compensation affect international integration?

- \uparrow Delays \Rightarrow \downarrow Benefit of compensation \downarrow Trust govt. social contract.
- ... thus \uparrow Delays \Rightarrow \downarrow Taxation + Int' integration.
- Unions shape blame attribution because they inform workers.
(Ahlquist et al., 2014; Hadziabdic and Baccar, 2020; Hertel-Fernandez, 2024.)

\uparrow Bureaucratic delays:

- (H1) \downarrow government approval... for union members!
- (H2) \downarrow taxation + \downarrow internationalism... for union members!
- (H3) \uparrow economic nationalism in elections.

Can bureaucratic delays in providing compensation affect international integration?

- \uparrow Delays \Rightarrow \downarrow Benefit of compensation \downarrow Trust govt. social contract.
- ... thus \uparrow Delays \Rightarrow \downarrow Taxation + Int' integration.
- Unions shape blame attribution because they inform workers.
(Ahlquist et al., 2014; Hadziabdic and Baccar, 2020; Hertel-Fernandez, 2024.)

\uparrow Bureaucratic delays:

- (H1) \downarrow government approval... for union members!
- (H2) \downarrow taxation + \downarrow internationalism... for union members!
- (H3) \uparrow economic nationalism in elections.

Can bureaucratic delays in providing compensation affect international integration?

- \uparrow Delays \Rightarrow \downarrow Benefit of compensation \downarrow Trust govt. social contract.
- ... thus \uparrow Delays \Rightarrow \downarrow Taxation + Int' integration.
- Unions shape blame attribution because they inform workers.
(Ahlquist et al., 2014; Hadziabdic and Baccar, 2020; Hertel-Fernandez, 2024.)

\uparrow Bureaucratic delays:

- (H1) \downarrow government approval... for union members!
- (H2) \downarrow taxation + \downarrow internationalism... for union members!
- (H3) \uparrow economic nationalism in elections.

Case study: Trade Adjustment Assistance in the US

- Aid to workers whose jobs are affected by import competition.
 - ▶ Re-training, income support, and job search and relocation allowances.
 - ▶ Less used in Right-to-Work states.

Case study: Trade Adjustment Assistance in the US

- Aid to workers whose jobs are affected by import competition.
 - ▶ Re-training, income support, and job search and relocation allowances.
 - ▶ Less used in Right-to-Work states.
- Submitted petitions are assigned to individual investigators.
 - ▶ Submissions by workers, firms, unions or state agencies.
 - ▶ One career admin. + 20-30 career investigators.

Case study: Trade Adjustment Assistance in the US

- Aid to workers whose jobs are affected by import competition.
 - ▶ Re-training, income support, and job search and relocation allowances.
 - ▶ Less used in Right-to-Work states.
- Submitted petitions are assigned to individual investigators.
 - ▶ Submissions by workers, firms, unions or state agencies.
 - ▶ One career admin. + 20-30 career investigators.
- Delays in petition determinations depend on many factors.
 - ▶ Politics, sociodemographics and economic characteristics...
 - ▶ ... and investigators!

Case study: Trade Adjustment Assistance in the US

- Aid to workers whose jobs are affected by import competition.
 - ▶ Re-training, income support, and job search and relocation allowances.
 - ▶ Less used in Right-to-Work states.
- Submitted petitions are assigned to individual investigators.
 - ▶ Submissions by workers, firms, unions or state agencies.
 - ▶ One career admin. + 20-30 career investigators.
- Delays in petition determinations depend on many factors.
 - ▶ Politics, sociodemographics and economic characteristics...
 - ▶ ... and investigators!

Estimating TAA Bureaucrat-Driven Delays

Start date	End date	Investigator	Firm	Zip	State	Industry	Workers
11/14/2005	12/20/2005	Richardson	Power processing and Technology	46383	IN	2865	7
8/25/2005	10/6/2005	Gannon	Conn-Selmer	46516	IN	3931	14
9/12/2005	10/5/2005	Lopez	Eastman Wind Instrument, inc	46517	IN	3931	4
10/7/2005	11/3/2005	Nduku	Parker Hannifin Corp	46526	IN	3053	41
4/6/2005	4/21/2005	Schuettinger	Johnson Controls, Inc	46528	IN	3822	10

- 56k TAA petitions (1991-2016)
- Processing time (days): end date – start date
- Individual investigators are quasi-randomly assigned.
(Hyman, 2018)

Estimating TAA Bureaucrat-Driven Delays

Start date	End date	Investigator	Firm	Zip	State	Industry	Workers
11/14/2005	12/20/2005	Richardson	Power processing and Technology	46383	IN	2865	7
8/25/2005	10/6/2005	Gannon	Conn-Selmer	46516	IN	3931	14
9/12/2005	10/5/2005	Lopez	Eastman Wind Instrument, inc	46517	IN	3931	4
10/7/2005	11/3/2005	Nduku	Parker Hannifin Corp	46526	IN	3053	41
4/6/2005	4/21/2005	Schuettinger	Johnson Controls, Inc	46528	IN	3822	10

- 56k TAA petitions (1991-2016)
- Processing time (days): end date – start date
- Individual investigators are quasi-randomly assigned.
(Hyman, 2018)

Estimating TAA Bureaucrat-Driven Delays

Start date	End date	Investigator	Firm	Zip	State	Industry	Workers
11/14/2005	12/20/2005	Richardson	Power processing and Technology	46383	IN	2865	7
8/25/2005	10/6/2005	Gannon	Conn-Selmer	46516	IN	3931	14
9/12/2005	10/5/2005	Lopez	Eastman Wind Instrument, inc	46517	IN	3931	4
10/7/2005	11/3/2005	Nduku	Parker Hannifin Corp	46526	IN	3053	41
4/6/2005	4/21/2005	Schuettinger	Johnson Controls, Inc	46528	IN	3822	10

- 56k TAA petitions (1991-2016)
- Processing time (days): end date – start date
- Individual investigators are quasi-randomly assigned.
(Hyman, 2018)

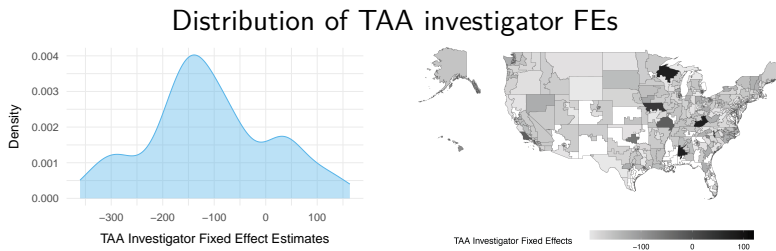
Estimating TAA Bureaucrat-Driven Delays

Start date	End date	Investigator	Firm	Zip	State	Industry	Workers
11/14/2005	12/20/2005	Richardson	Power processing and Technology	46383	IN	2865	7
8/25/2005	10/6/2005	Gannon	Conn-Selmer	46516	IN	3931	14
9/12/2005	10/5/2005	Lopez	Eastman Wind Instrument, inc	46517	IN	3931	4
10/7/2005	11/3/2005	Nduku	Parker Hannifin Corp	46526	IN	3053	41
4/6/2005	4/21/2005	Schuettinger	Johnson Controls, Inc	46528	IN	3822	10

- 56k TAA petitions (1991-2016)
- Processing time (days): end date – start date
- Individual investigators are quasi-randomly assigned.
(Hyman, 2018)
- TAA investigators' fixed effects as measure of idiosyncrasies.

$$\text{Delays}_{ijkdsrt} = \theta_j + X'_{jcsrt}\delta + \gamma_k + \omega_s + \psi_t + \rho_d + \phi_r + \epsilon_{ijkdsrt}$$

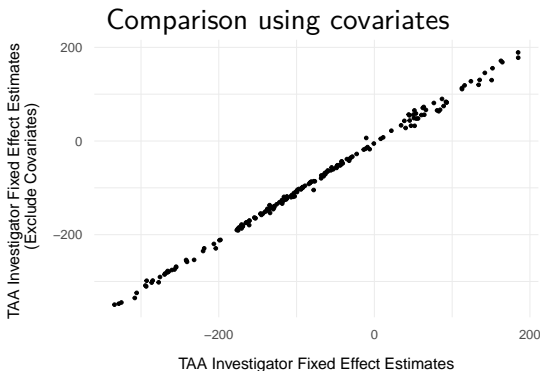
Diagnostics on idiosyncratic delays



Note: Delays are measured in days.

- Idiosyncrasies are not driven by the china shock.
- Robust to sociodemographic and economic characteristics.

Diagnostics on idiosyncratic delays



Note: Delays are measured in days.

- Idiosyncrasies are not driven by the china shock.
- Robust to sociodemographic and economic characteristics.

Empirical strategy

2-stage TWFE design (1996 - 2016):

$$\text{outcome}_{ict} = \beta_1 \overline{\widehat{\text{IFE}}}_{ct} + \overline{\widehat{\text{IFE}}}_{ct} \times \text{U}_{ict} \beta_2 \\ + \gamma_k + \omega_s + \psi_t + \phi_r + \varepsilon_{ict}$$

Empirical strategy

2-stage TWFE design (1996 - 2016):

$$\text{outcome}_{ict} = \beta_1 \overline{\widehat{\text{IFE}}}_{ct} + \overline{\widehat{\text{IFE}}}_{ct} \times \text{U}_{ict} \beta_2 \\ + \gamma_k + \omega_s + \psi_t + \phi_r + \varepsilon_{ict}$$

- 1 DVs: voters' preferences and attitudes; voting outcomes.

Empirical strategy

2-stage TWFE design (1996 - 2016):

$$\text{outcome}_{ict} = \beta_1 \widehat{\text{IFE}}_{ct} + \widehat{\text{IFE}}_{ct} \times \text{U}_{ict} \beta_2 \\ + \gamma_k + \omega_s + \psi_t + \phi_r + \varepsilon_{ict}$$

- ① DVs: voters' preferences and attitudes; voting outcomes.
- ② IV: District average of predicted investigator FEs ($\hat{\theta}$).

Empirical strategy

2-stage TWFE design (1996 - 2016):

$$\text{outcome}_{ict} = \beta_1 \overline{\widehat{\text{IFE}}}_{ct} + \overline{\widehat{\text{IFE}}}_{ct} \times \text{U}_{ict} \beta_2 \\ + \gamma_k + \omega_s + \psi_t + \phi_r + \varepsilon_{ict}$$

- 1 DVs: voters' preferences and attitudes; voting outcomes.
- 2 IV: District average of predicted investigator FEs ($\widehat{\theta}$).
- 3 Moderator: union status.

Empirical strategy

2-stage TWFE design (1996 - 2016):

$$\text{outcome}_{ict} = \beta_1 \overline{\widehat{\text{IFE}}}_{ct} + \overline{\widehat{\text{IFE}}}_{ct} \times \text{U}_{ict} \beta_2 \\ + \gamma_k + \omega_s + \psi_t + \phi_r + \varepsilon_{ict}$$

- ① **DVs:** voters' preferences and attitudes; voting outcomes.
- ② **IV:** District average of predicted investigator FEs ($\widehat{\theta}$).
- ③ **Moderator:** union status.
- ④ **Controls:** 2-digit industry FE; state FE; representative FE; Year FE.
(Robust to including pre-treatment sociodemographics.)

Empirical strategy

2-stage TWFE design (1996 - 2016):

$$\text{outcome}_{ict} = \beta_1 \overline{\widehat{\text{IFE}}}_{ct} + \overline{\widehat{\text{IFE}}}_{ct} \times \text{U}_{ict} \beta_2 \\ + \gamma_k + \omega_s + \psi_t + \phi_r + \varepsilon_{ict}$$

- 1 **DVs**: voters' preferences and attitudes; voting outcomes.
- 2 **IV**: District average of predicted investigator FEs ($\widehat{\theta}$).
- 3 **Moderator**: union status.
- 4 **Controls**: 2-digit industry FE; state FE; representative FE; Year FE.
(Robust to including pre-treatment sociodemographics.)
- 5 **SD**: house representative.

Empirical strategy

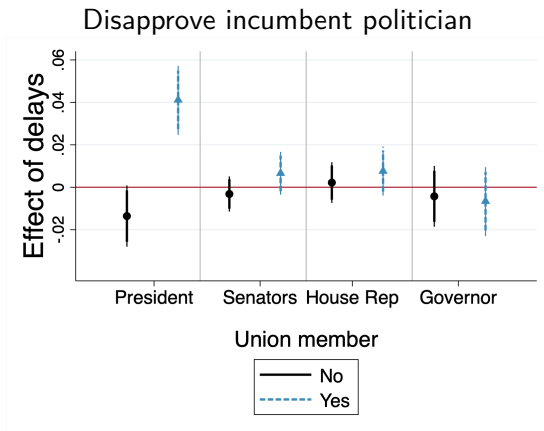
2-stage TWFE design (1996 - 2016):

$$\text{outcome}_{ict} = \beta_1 \widehat{\text{IFE}}_{ct} + \widehat{\text{IFE}}_{ct} \times U_{ict} \beta_2 \\ + \gamma_k + \omega_s + \psi_t + \phi_r + \varepsilon_{ict}$$

- 1 **DVs**: voters' preferences and attitudes; voting outcomes.
- 2 **IV**: District average of predicted investigator FEs ($\hat{\theta}$).
- 3 **Moderator**: union status.
- 4 **Controls**: 2-digit industry FE; state FE; representative FE; Year FE.
(Robust to including pre-treatment sociodemographics.)
- 5 **SD**: house representative.

$\beta_1 + U'_{ict} \beta_2$: **Effect of delays.**

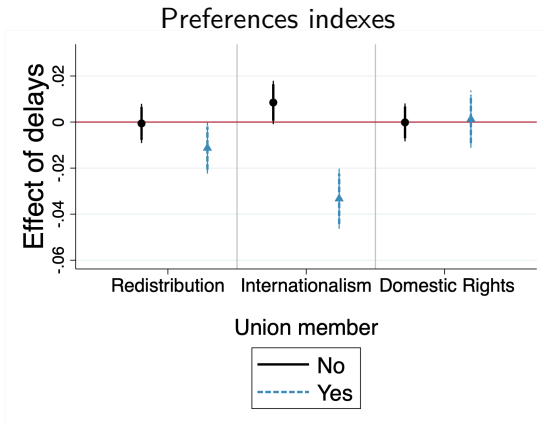
Delays increase President disapproval



Note: 1SD delays is 70 days; 95/99% clustered confidence intervals.

- Rational blame attribution by union members.

Lower support for redist. taxation and internationalism



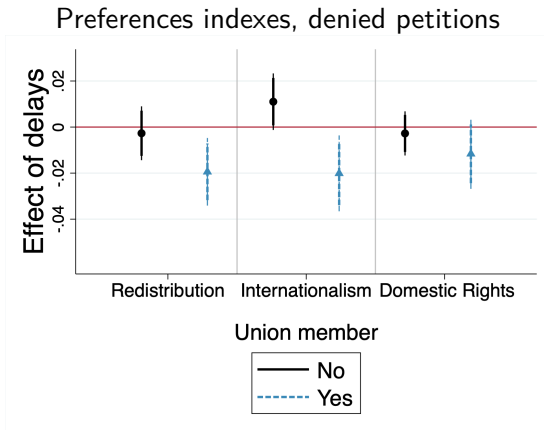
Note: 1SD delays is 70 days; 95/99% clustered confidence intervals.

Unions:

- \uparrow 70 days delay \Rightarrow \downarrow 1PP redistribution (tax); 3PP int'nalism. (is lb)
- Approved petitions offset effect on redistribution.

► Appendix

Lower support for redist. taxation and internationalism

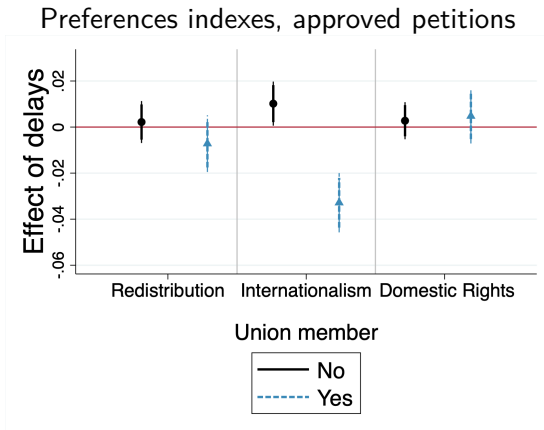


Note: 1SD delays is 70 days; 95/99% clustered confidence intervals.

Unions:

- \uparrow 70 days delay \Rightarrow \downarrow 1PP redistribution (tax); 3PP int'nalism. (is lb)
- [Approved petitions offset effect on redistribution.](#)

Lower support for redist. taxation and internationalism



Note: 1SD delays is 70 days; 95/99% clustered confidence intervals.

Unions:

- \uparrow 70 days delay \Rightarrow \downarrow 1PP redistribution (tax); 3PP int'nalism. (is lb)
- [Approved petitions offset effect on redistribution.](#)

► Appendix

Increased support for economic nationalism

	<i>Dependent Variable: Republican Vote Share (0-100)</i>	
	Sample: 2008, 2016	Sample: 2012, 2016
	(1)	(2)
TAA Bureaucratic Delays	0.42** (0.19)	0.42** (0.20)
Mean Outcome	0.54	0.55
N	3164	3375

Notes: Standard errors clustered by county. * $p < 0.10$, ** $p < 0.05$, *** $p < 0.01$. 1SD delays is 30 days.

- \uparrow 30 days in delays \Rightarrow \uparrow 0.4% PP vote share for Donald Trump.
- May also capture lower trust in government institutions.
 - ▶ ...“draining the swamp”.

Increased support for economic nationalism

	<i>Dependent Variable: Republican Vote Share (0-100)</i>	
	Sample: 2008, 2016	Sample: 2012, 2016
	(1)	(2)
TAA Bureaucratic Delays	0.42** (0.19)	0.42** (0.20)
Mean Outcome	0.54	0.55
N	3164	3375

Notes: Standard errors clustered by county. * $p < 0.10$, ** $p < 0.05$, *** $p < 0.01$. 1SD delays is 30 days.

- \uparrow 30 days in delays \Rightarrow \uparrow 0.4% PP vote share for Donald Trump.
- May also capture lower trust in government institutions.
 - ▶ ...“draining the swamp”.

Conclusions

- Delays for compensating the losers from int' competition:
 - ▶ Reduce support for redist. taxation and internationalism.
 - ▶ Driven by those who are more informed about delays; i.e., unionized.
 - ▶ Leads to higher support of economic nationalism.

Conclusions

- Delays for compensating the losers from int' competition:
 - ▶ Reduce support for redist. taxation and internationalism.
 - ▶ Driven by those who are more informed about delays; i.e., unionized.
 - ▶ Leads to higher support of economic nationalism.

Conclusions

- Delays for compensating the losers from int' competition:
 - ▶ Reduce support for redist. taxation and internationalism.
 - ▶ Driven by those who are more informed about delays; i.e., unionized.
 - ▶ Leads to higher support of economic nationalism.

Conclusions

- Delays for compensating the losers from int' competition:
 - ▶ Reduce support for redist. taxation and internationalism.
 - ▶ Driven by those who are more informed about delays; i.e., unionized.
 - ▶ Leads to higher support of economic nationalism.
- **Constraints to compensating losers can be operational.**

Conclusions

- Delays for compensating the losers from int' competition:
 - ▶ Reduce support for redist. taxation and internationalism.
 - ▶ Driven by those who are more informed about delays; i.e., unionized.
 - ▶ Leads to higher support of economic nationalism.
- Constraints to compensating losers can be operational.
- **Selection/monitoring of bureaucrats matter for int' integration.**

Thank you!

✉ carlos.balcazar@yale.edu

☁ @cfbalcazar.bsky.social

🐦 @cfbalcazar