

# ALABAMA FAMILY ENGAGEMENT RESOURCE GUIDE

*Session 1: Reading with Your Child*

# Introduction

## Agenda

Introduction	2-7
Alabama Literacy Values	8-11
What Is the Science of Reading?	12-13
At-Home Literacy Activities	14-28
Wrap-Up and Next Steps	29-32



5

## Session Information



All participants have received a Family Resource Guide that includes all strategies shared during our session. Each session will have a new Family Resource Guide provided.

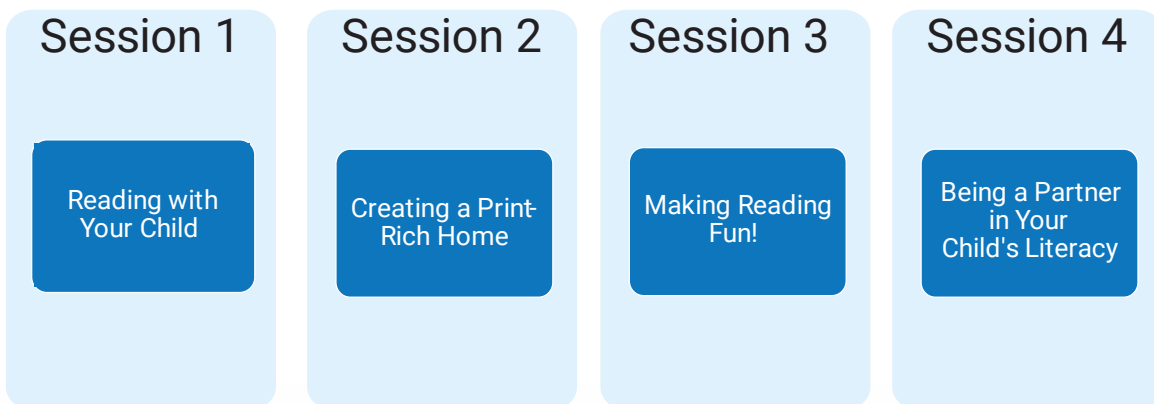


Q & A will be provided.

Resource Guide Page 1

6

# Four Virtual Sessions



7

## Section 1: Alabama Literacy Values

### Alabama's Literacy Values

- Literacy is a fundamental right that . . .
  - is attainable for all students.
  - must be taught through systematic instruction.
  - is an essential gateway to opportunity.
- Literacy instruction must be . . .
  - based on the Science of Reading.
  - delivered by well-prepared educators.
  - designed to meet the needs of *all* students.
- Literacy proficiency . . . is a reasonable expectation for all students.

Resource Guide Pages 2–3

9

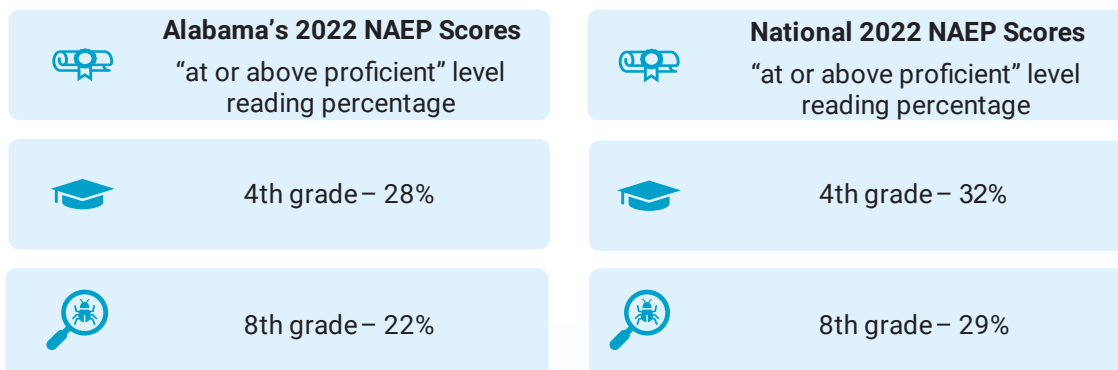
## Alabama’s Literacy Values (cont’d)

- A continuum of support . . . through Pre-K and K–12 services . . . is essential if literacy proficiency is to be achieved.
- Literacy outcomes are dependent upon teacher preparation programs and professional learning opportunities that are solidly grounded in the science of reading.

Resource Guide Pages 2–3

10

## The Current State of Adolescent Literacy

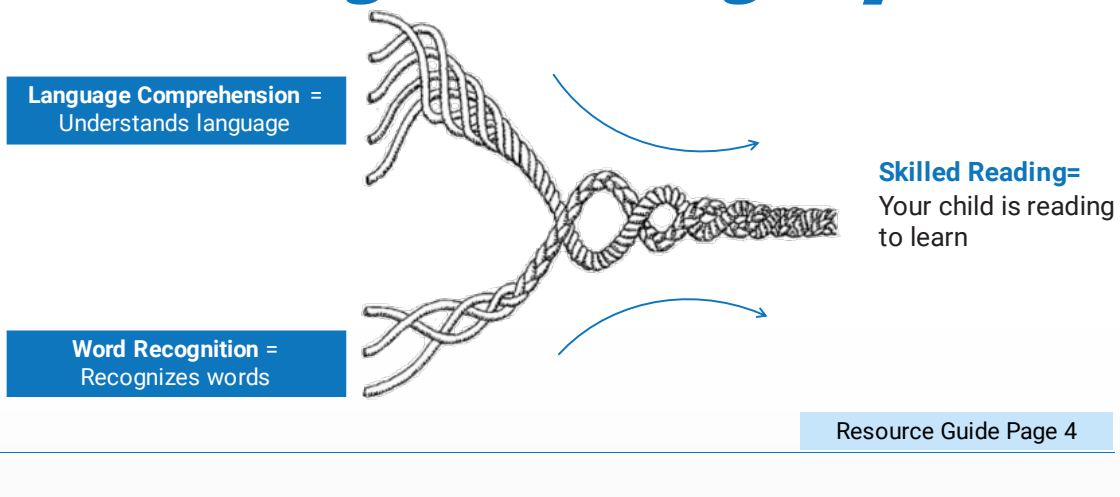


Source: U.S. Department of Education. Institute of Education Sciences, National Center for Education Statistics, National Assessment of Educational Progress (NAEP), 2022 Reading Assessment.

11

## Section 2: What Is the Science of Reading?

### How We Learn to Read: *Scarborough's Reading Rope*



## Section 3: At-Home Literacy Activities

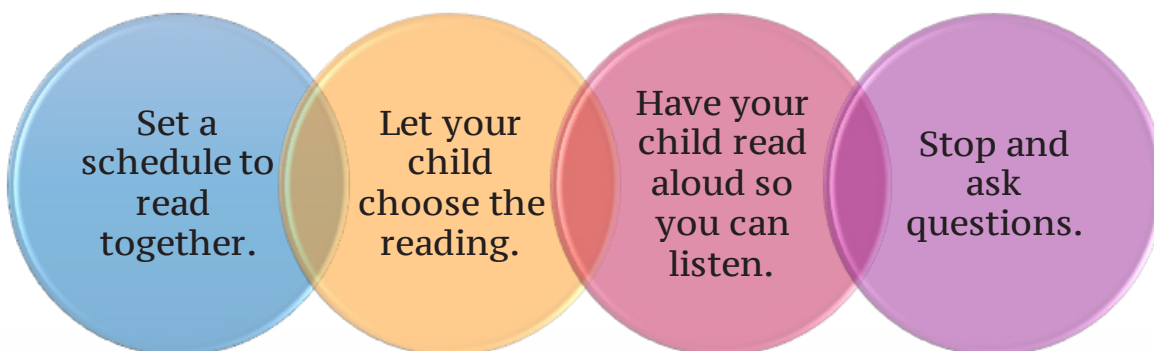
### Four At-Home Steps for Raising Reading Achievement

1. Read with your child.
2. Create a print-rich home.
3. Make reading fun!
4. Be a partner.

Resource Guide Page 4

15

## Read with Your Child



16

## Finding the Right Book

- 0–1 fingers: Might be too easy
- 2 fingers: Good place to start
- 3 fingers: Great choice!
- 4 fingers: Might be too challenging to read alone
- 5 fingers: Too difficult



17

# At-Home Reading Log

Sample Entry →

At-Home Reading Log			
Date	Title	Author	Page #'s
9/15/23	The Tale of Benjamin Bunny	Beatrix Potter	Pages 2-5

Resource Guide Page 10

18

## Before Reading

**Before Reading**  
*(Before reading, ask ONE question):*

- Why do you want to read this?
- What do you think this is going to be about?
- Who is the author?
- What kind of characters/ people do you think this will be about?
- Do you think this will be a true story?

### The questions you ask before reading:

- Help children make connections.
- Build background knowledge.
- Make predictions.

19

# During Reading

While your child is reading, look for the following:

- Words they struggle to pronounce.
- Words that are bold, underlined, or unknown to your child.
- Opportunities to pause and ask questions about what they are reading.

## During Reading

(Stop every 1-2 pages, ask ONE question below):

- Catch me up. What do you know about this so far?
- What is the setting of this reading?
- In your mind, what does the setting look like?
- Would you want to visit there?
- If that character/person lived next door, would you be friends?
- What's happened to this character/person so far?
- Do you think this is a true story?
- What's going on in this part?
- Is this making sense to you?
- Where did it stop making sense?
- Do you need to reread that part?
- Would it help if you slowed down?
- As you read that part, what did you see in your mind?
- Is there anything you're wondering about so far?
- Do you think that part will be important to remember? Why?
- Do you need me to reread this part, or any other part of the story that I've already read?

20

# After Reading

After reading:

- Gauge how well your child made sense of the ideas.

Ask questions that help children:

- Remember.
- Prioritize.
- Summarize.

## After Reading

(After reading, ask ONE question below):

- Which character/person was today's reading mostly about?
- If you were that character, what would you have done differently?
- Did you notice any unusual details in today's reading?
- Is there anything that didn't make sense to you?
- In your own words, tell me what happened in this reading?
- Which parts do you think will be most important to remember?
- If you could change one part from today's reading, what would it be?
- What is one thing you learned during today's reading?

21



# Before Reading

**THE TALE OF  
BENJAMIN BUNNY  
BY  
BEATRIX POTTER**



Do you think this will be a true story?

22

# During Reading

One morning a little rabbit sat on a bank. He pricked his ears and listened to the trit-trot, trit-trot of a pony. A carriage was coming along the road; it was driven by Mr. McGregor, and beside him sat Mrs. McGregor in her best bonnet.



23

## After Reading



As soon as they had passed, little Benjamin Bunny slid down into the road, and set off—with a hop, skip, and a jump—to call upon his relatives, who lived in the wood at the back of Mr. McGregor's garden.

# At-Home Reading Log

At-Home Reading Log			
Date	Title	Author	Page #'s
9/15/23	The Tale of Benjamin Bunny	Beatrix Potter	Pages 2-5

Before Reading <i>(Before reading, ask ONE question):</i>	During Reading <i>(Stop every 1-2 pages, ask ONE question below):</i>	After Reading <i>(After reading, ask ONE question below):</i>
<ul style="list-style-type: none"> <li>Why do you want to read this?</li> <li>What do you think this is going to be about?</li> <li>Who is the author?</li> <li>What kind of characters/ people do you think this will be about?</li> <li>Do you think this will be a true story?</li> </ul>	<ul style="list-style-type: none"> <li>Catch me up. What do you know about this so far?</li> <li>What is the setting of this reading?</li> <li>In your mind, what does the setting look like?</li> <li>Would you want to visit there?</li> <li>If that character/person lived next door, would you be friends?</li> <li>What's happened to this character/person so far?</li> <li>Do you think this is a true story?</li> <li>What's going on in this part?</li> <li>Is this making sense to you?</li> <li>Where did it stop making sense?</li> <li>Do you need to reread that part?</li> <li>Would it help if you slowed down?</li> <li>As you read that part, what did you see in your mind?</li> <li>Is there anything you're wondering about so far?</li> <li>Do you think that part will be important to remember? Why?</li> <li>Do you need me to reread this part, or any other part of the story that I've already read?</li> </ul>	<ul style="list-style-type: none"> <li>Which character/person was today's reading mostly about?</li> <li>If you were that character, what would you have done differently?</li> <li>Did you notice any unusual details in today's reading?</li> <li>Is there anything that didn't make sense to you?</li> <li>In your own words, tell me what happened in this reading?</li> <li>Which parts do you think will be most important to remember?</li> <li>If you could change one part from today's reading, what would it be?</li> <li>What is one thing you learned during today's reading?</li> </ul>



## Your Turn!

- Take this resource home.
- Try it out with your child!
- Join us for our next session, and let us know how it went!

26

## Reflection and Feedback

Exit Ticket
One thing I learned today.
One thing I found interesting.
One thing I'd still like to learn.

### In the chat box:

- One thing I learned today.
- One thing I found interesting.
- One thing I'd still like to learn.

27

## Four Virtual Sessions

Session 1

Reading with  
Your Child

Session 2

Creating a  
Print-Rich  
Home

Session 3

Making  
Reading Fun!

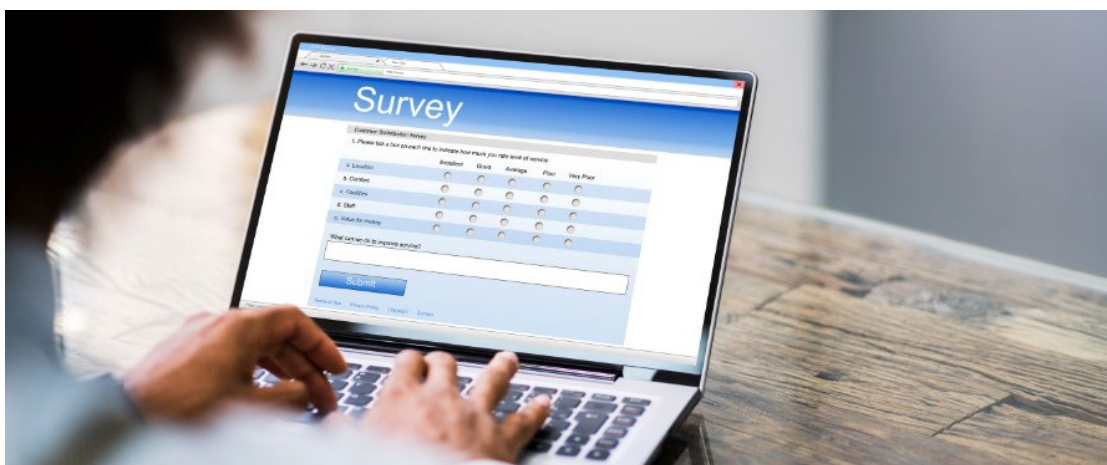
Session 4

Being a  
Partner in  
Your Child's  
Literacy

28

## Wrap-Up and Next Steps

### Let Us Know Your Thoughts



30

# Questions



**Thank You, Alabama Families!**

