

2023

STATUS OF HUNGER IN CLALLAM COUNTY

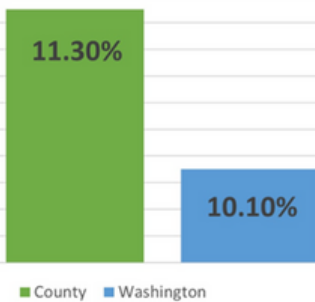


The data on this fact sheet reflect
2021-2023 figures.

TOTAL COUNTY POPULATION:
77,805

GENERAL HUNGER STATISTICS

People Food Insecure



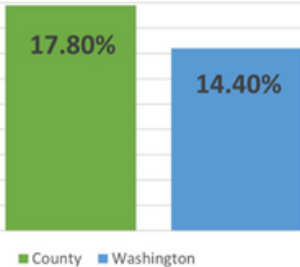
24%

people reporting food
insecurity who likely do
not qualify for federal
nutrition assistance,
county

46%

people reporting food
insecurity who likely do
not qualify for federal
nutrition assistance,
statewide

Children Food Insecure



30%

children in food insecure
households who likely do not
qualify for federal nutrition
assistance, county

38%

children in food insecure
households who likely do not
qualify for federal nutrition
assistance, statewide

SUPPLEMENTAL NUTRITION ASSISTANCE PROGRAM

10,592

average monthly SNAP
participants, county

10,454

estimated income eligible
people not participating in
SNAP, county

\$2,820,574

current annual value of
SNAP participation, county

912,265

average monthly SNAP
participants, statewide

804,052

estimated income eligible
people not participating in
SNAP, statewide

\$217,184,223

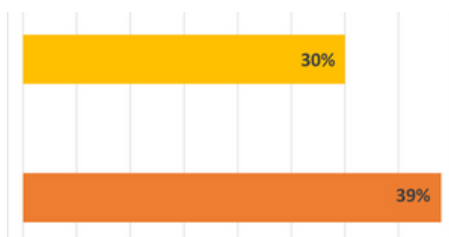
current annual value of
SNAP participation,
statewide

SCHOOL MEALS - CLALLAM COUNTY

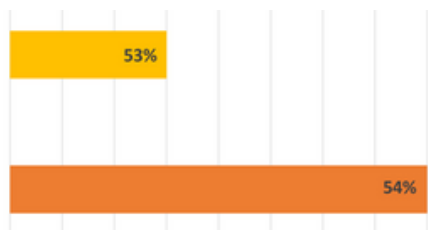
8,228

Total K-12 Student Enrollment

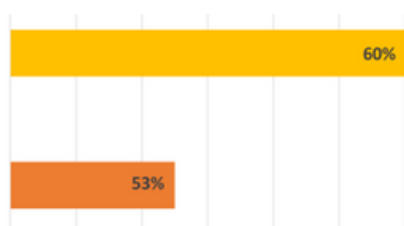
students participating in school breakfast



students participating in school lunch



eligible schools participating in Community Eligibility Provision (CEP)



County Washington

55%

students with Free and Reduced Price meal eligibility, county

57%

students with Free and Reduced Price meal eligibility, statewide

22%

schools required to serve Breakfast After the Bell beginning SY23-24, county

27%

schools required to serve Breakfast After the Bell beginning SY23-24, statewide

SUMMER MEALS

1,976

average daily meals participation, county

119,780

average daily meals participation, statewide

WOMEN, INFANTS, AND CHILDREN

1,595

total number of WIC participants, county

195,655

total number of WIC participants, statewide

Data Sources

DSHS. (2022). ESA Briefing Book. Washington State Department of Social and Health Services. https://www.dshs.wa.gov/sites/default/files/ESA/briefing-manual/2022Basic_Food_Assistance.pdf

Feeding America. (2021). Hunger & poverty in Washington. Map the Meal Gap. <https://map.feedingamerica.org/county/2021/overall/washington>

Washington Office of Superintendent of Public Instruction . (2023). Child nutrition program reports. OSPI. <https://ospi.k12.wa.us/policy-funding/child-nutrition/child-nutrition-program-reports>