

# 2023

## STATUS OF HUNGER IN FRANKLIN COUNTY

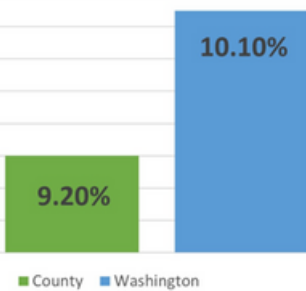


The data on this fact sheet reflect  
2021-2023 figures.

**TOTAL COUNTY POPULATION:**  
**98,678**

### GENERAL HUNGER STATISTICS

People Food Insecure



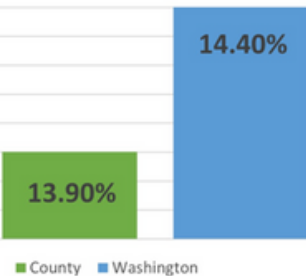
**24%**

people reporting food  
insecurity who likely do  
not qualify for federal  
nutrition assistance,  
county

**46%**

people reporting food  
insecurity who likely do  
not qualify for federal  
nutrition assistance,  
statewide

Children Food Insecure



**35%**

children in food insecure  
households who likely do  
not qualify for federal nutrition  
assistance, county

**38%**

children in food insecure  
households who likely do  
not qualify for federal nutrition  
assistance, statewide

### SUPPLEMENTAL NUTRITION ASSISTANCE PROGRAM

**15,949**

average monthly SNAP  
participants, county

**18,949**

estimated income eligible  
people not participating in  
SNAP, county

**\$3,037,542**

current annual value of  
SNAP participation, county

**912,265**

average monthly SNAP  
participants, statewide

**804,052**

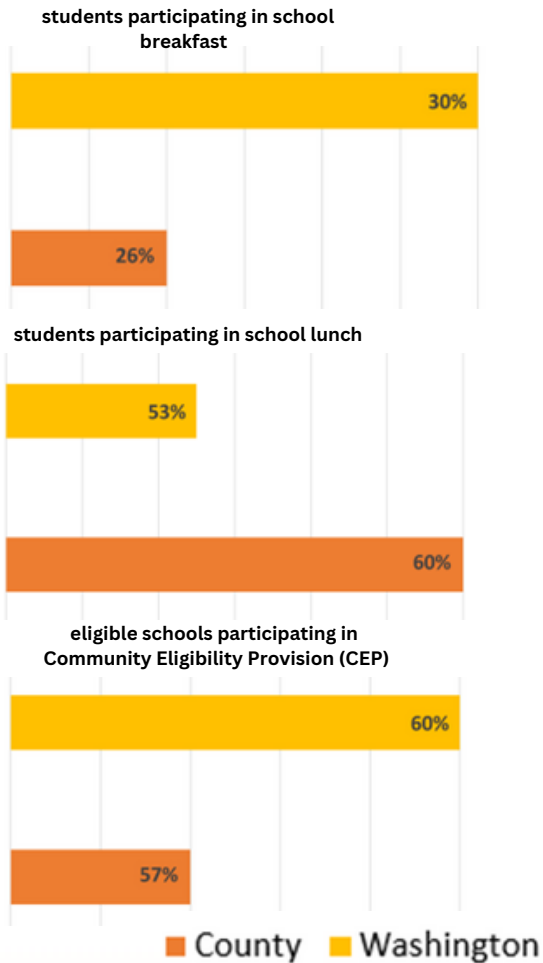
estimated income eligible  
people not participating in  
SNAP, statewide

**\$217,184,223**

current annual value of  
SNAP participation,  
statewide

# SCHOOL MEALS - FRANKLIN COUNTY

**22,648**  
Total K-12 Student Enrollment



**71%**  
students with Free and Reduced Price meal eligibility, county

**57%**  
students with Free and Reduced Price meal eligibility, statewide

**56%**  
schools required to serve Breakfast After the Bell beginning SY23-24, county

**27%**  
schools required to serve Breakfast After the Bell beginning SY23-24, statewide

## SUMMER MEALS

**3,506**  
average daily meals participation, county

**119,780**  
average daily meals participation, statewide

## WOMEN, INFANTS, AND CHILDREN

**7,746**  
total number of WIC participants, county

**195,655**  
total number of WIC participants, statewide

## Data Sources

DSHS. (2022). ESA Briefing Book. Washington State Department of Social and Health Services.  
[https://www.dshs.wa.gov/sites/default/files/ESA/briefing-manual/2022Basic\\_Food\\_Assistance.pdf](https://www.dshs.wa.gov/sites/default/files/ESA/briefing-manual/2022Basic_Food_Assistance.pdf)

Feeding America. (2021). Hunger & poverty in Washington. Map the Meal Gap.  
<https://map.feedingamerica.org/county/2021/overall/washington>

Washington Office of Superintendent of Public Instruction . (2023). Child nutrition program reports. OSPI.  
<https://ospi.k12.wa.us/policy-funding/child-nutrition/child-nutrition-program-reports>