

2023

STATUS OF HUNGER IN GRAYS HARBOR COUNTY

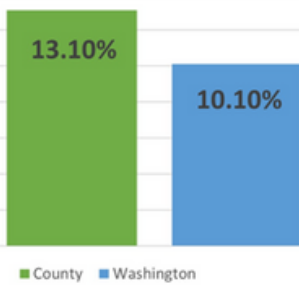


The data on this fact sheet reflect
2021-2023 figures.

TOTAL COUNTY POPULATION:
77,038

GENERAL HUNGER STATISTICS

People Food Insecure



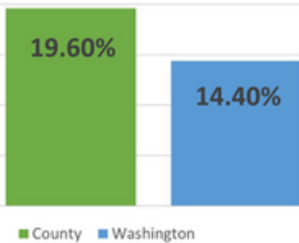
19%

people reporting food
insecurity who likely do
not qualify for federal
nutrition assistance,
county

46%

people reporting food
insecurity who likely do
not qualify for federal
nutrition assistance,
statewide

Children Food Insecure



29%

children in food insecure
households who likely do
not qualify for federal nutrition
assistance, county

38%

children in food insecure
households who likely do
not qualify for federal nutrition
assistance, statewide

SUPPLEMENTAL NUTRITION ASSISTANCE PROGRAM

15,896

average monthly SNAP
participants, county

11,820

estimated income eligible
people not participating in
SNAP, county

\$4,122,378

current annual value of
SNAP participation, county

912,265

average monthly SNAP
participants, statewide

804,052

estimated income eligible
people not participating in
SNAP, statewide

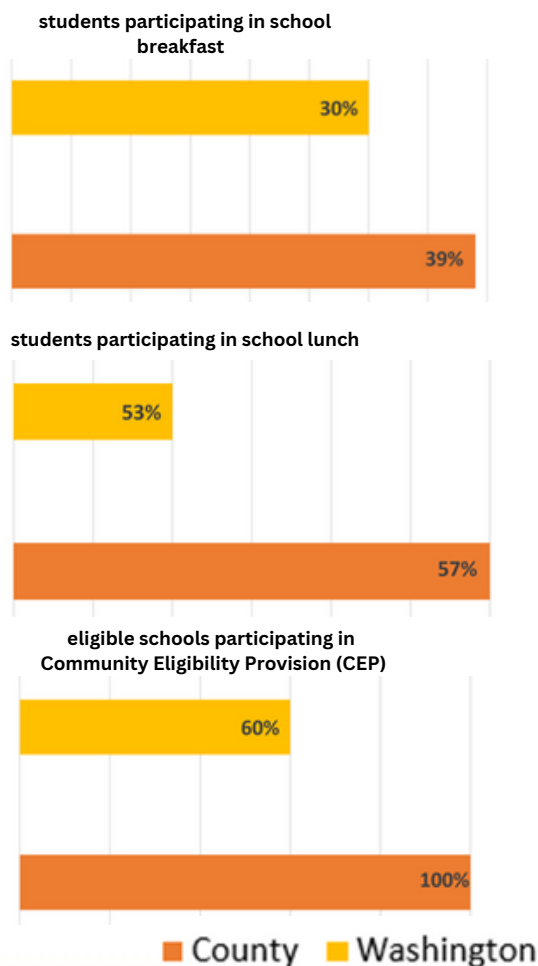
\$217,184,223

current annual value of
SNAP participation,
statewide

SCHOOL MEALS - GRAYS HARBOR COUNTY

11,829

Total K-12 Student Enrollment



76%
students with Free
and Reduced
Price meal eligibility,
county

57%
students with Free
and Reduced
Price meal eligibility,
statewide

60%
schools required to serve
Breakfast After the Bell
beginning SY23-24,
county

27%
schools required to serve
Breakfast After the Bell
beginning SY23-24,
statewide

SUMMER MEALS

2,292
average daily meals
participation, county

119,780
average daily meals
participation, statewide

WOMEN, INFANTS, AND CHILDREN

2,735
total number of WIC participants, county

195,655
total number of WIC participants, statewide

Data Sources

DSHS. (2022). ESA Briefing Book. Washington State Department of Social and Health Services.
https://www.dshs.wa.gov/sites/default/files/ESA/briefing-manual/2022Basic_Food_Assistance.pdf

Feeding America. (2021). Hunger & poverty in Washington. Map the Meal Gap.
<https://map.feedingamerica.org/county/2021/overall/washington>

Washington Office of Superintendent of Public Instruction . (2023). Child nutrition program reports. OSPI.
<https://ospi.k12.wa.us/policy-funding/child-nutrition/child-nutrition-program-reports>