

# 2023

## STATUS OF HUNGER IN KING COUNTY

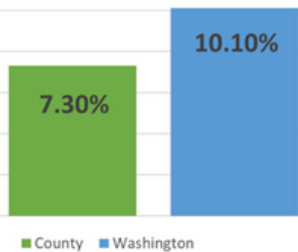


The data on this fact sheet reflect  
2021-2023 figures.

**TOTAL COUNTY POPULATION:**  
**2,266,789**

### GENERAL HUNGER STATISTICS

People Food Insecure



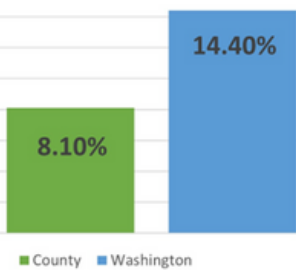
# 47%

people reporting food  
insecurity who likely do  
not qualify for federal  
nutrition assistance,  
county

# 46%

people reporting food  
insecurity who likely do  
not qualify for federal  
nutrition assistance,  
statewide

Children Food Insecure



# 39%

children in food insecure  
households who likely do  
not qualify for federal nutrition  
assistance, county

# 38%

children in food insecure  
households who likely do  
not qualify for federal nutrition  
assistance, statewide

### SUPPLEMENTAL NUTRITION ASSISTANCE PROGRAM

## 194,271

average monthly SNAP  
participants, county

## 200,850

estimated income eligible  
people not participating in  
SNAP, county

## \$4,794,9764

current annual value of  
SNAP participation, county

## 912,265

average monthly SNAP  
participants, statewide

## 804,052

estimated income eligible  
people not participating in  
SNAP, statewide

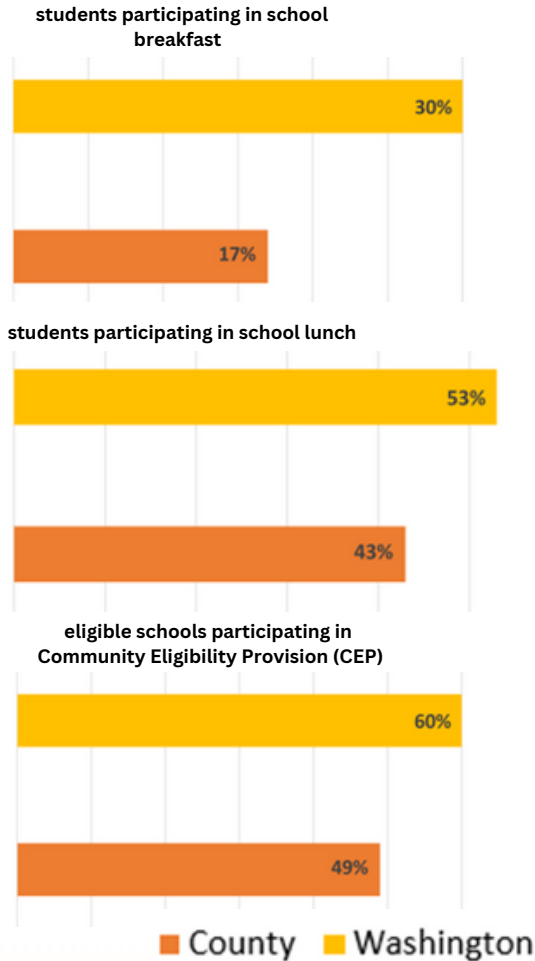
## \$217,184,223

current annual value of  
SNAP participation,  
statewide

# SCHOOL MEALS - KING COUNTY

297,458

Total K-12 Student Enrollment



34%

students with Free and Reduced Price meal eligibility, county

57%

students with Free and Reduced Price meal eligibility, statewide

19%

schools required to serve Breakfast After the Bell beginning SY23-24, county

27%

schools required to serve Breakfast After the Bell beginning SY23-24, statewide

## SUMMER MEALS

21,960

average daily meals participation, county

119,780

average daily meals participation, statewide

## WOMEN, INFANTS, AND CHILDREN

40,246

total number of WIC participants, county

195,655

total number of WIC participants, statewide

## Data Sources

DSHS. (2022). ESA Briefing Book. Washington State Department of Social and Health Services. [https://www.dshs.wa.gov/sites/default/files/ESA/briefing-manual/2022Basic\\_Food\\_Assistance.pdf](https://www.dshs.wa.gov/sites/default/files/ESA/briefing-manual/2022Basic_Food_Assistance.pdf)

Feeding America. (2021). Hunger & poverty in Washington. Map the Meal Gap. <https://map.feedingamerica.org/county/2021/overall/washington>

Washington Office of Superintendent of Public Instruction . (2023). Child nutrition program reports. OSPI. <https://ospi.k12.wa.us/policy-funding/child-nutrition/child-nutrition-program-reports>