

# 2023

## STATUS OF HUNGER IN KITSAP COUNTY

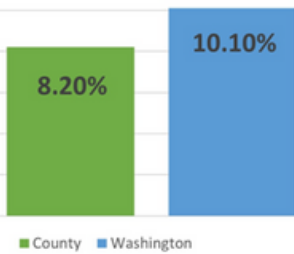


The data on this fact sheet reflect  
2021-2023 figures.

**TOTAL COUNTY POPULATION:**  
**277,673**

### GENERAL HUNGER STATISTICS

People Food Insecure



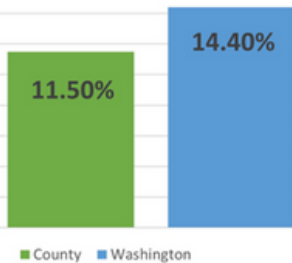
# 42%

people reporting food  
insecurity who likely do  
not qualify for federal  
nutrition assistance,  
county

# 46%

people reporting food  
insecurity who likely do  
not qualify for federal  
nutrition assistance,  
statewide

Children Food Insecure



# 44%

children in food insecure  
households who likely do not  
qualify for federal nutrition  
assistance, county

# 38%

children in food insecure  
households who likely do not  
qualify for federal nutrition  
assistance, statewide

### SUPPLEMENTAL NUTRITION ASSISTANCE PROGRAM

## 25,042

average monthly SNAP  
participants, county

## 30,624

estimated income eligible  
people not participating in  
SNAP, county

## \$6,509,018

current annual value of  
SNAP participation, county

## 912,265

average monthly SNAP  
participants, statewide

## 804,052

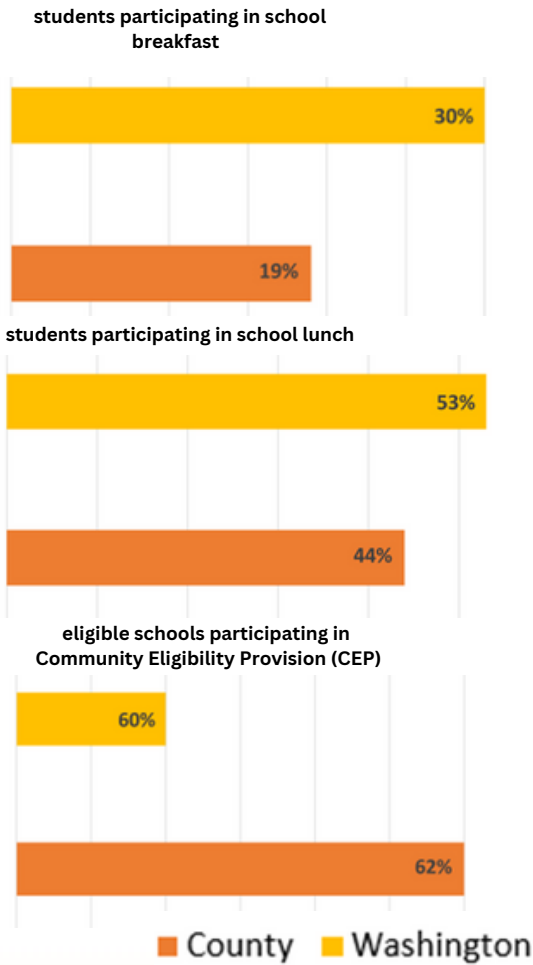
estimated income eligible  
people not participating in  
SNAP, statewide

## \$217,184,223

current annual value of  
SNAP participation,  
statewide

# SCHOOL MEALS - KITSAP COUNTY

36,601  
Total K-12 Student Enrollment



37%  
students with Free and Reduced Price meal eligibility, county

57%  
students with Free and Reduced Price meal eligibility, statewide

13%  
schools required to serve Breakfast After the Bell beginning SY23-24, county

27%  
schools required to serve Breakfast After the Bell beginning SY23-24, statewide

## SUMMER MEALS

2,700  
average daily meals participation, county

119,780  
average daily meals participation, statewide

## WOMEN, INFANTS, AND CHILDREN

5,989  
total number of WIC participants, county

195,655  
total number of WIC participants, statewide

## Data Sources

DSHS. (2022). ESA Briefing Book. Washington State Department of Social and Health Services.  
[https://www.dshs.wa.gov/sites/default/files/ESA/briefing-manual/2022Basic\\_Food\\_Assistance.pdf](https://www.dshs.wa.gov/sites/default/files/ESA/briefing-manual/2022Basic_Food_Assistance.pdf)

Feeding America. (2021). Hunger & poverty in Washington. Map the Meal Gap.  
<https://map.feedingamerica.org/county/2021/overall/washington>

Washington Office of Superintendent of Public Instruction . (2023). Child nutrition program reports. OSPI.  
<https://ospi.k12.wa.us/policy-funding/child-nutrition/child-nutrition-program-reports>