

2023

STATUS OF HUNGER IN KLICKITAT COUNTY

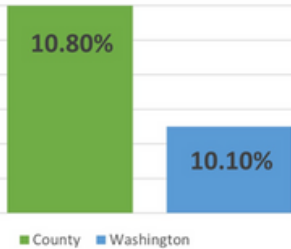


The data on this fact sheet reflect
2021-2023 figures.

TOTAL COUNTY POPULATION:
23,271

GENERAL HUNGER STATISTICS

People Food Insecure



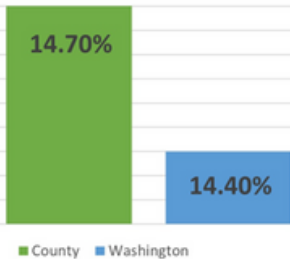
17%

people reporting food
insecurity who likely do
not qualify for federal
nutrition assistance,
county

46%

people reporting food
insecurity who likely do
not qualify for federal
nutrition assistance,
statewide

Children Food Insecure



29%

children in food insecure
households who likely do not
qualify for federal nutrition
assistance, county

38%

children in food insecure
households who likely do not
qualify for federal nutrition
assistance, statewide

SUPPLEMENTAL NUTRITION ASSISTANCE PROGRAM

3,432

average monthly SNAP
participants, county

4,296

estimated income eligible
people not participating in
SNAP, county

\$867,869

current annual value of
SNAP participation, county

912,265

average monthly SNAP
participants, statewide

804,052

estimated income eligible
people not participating in
SNAP, statewide

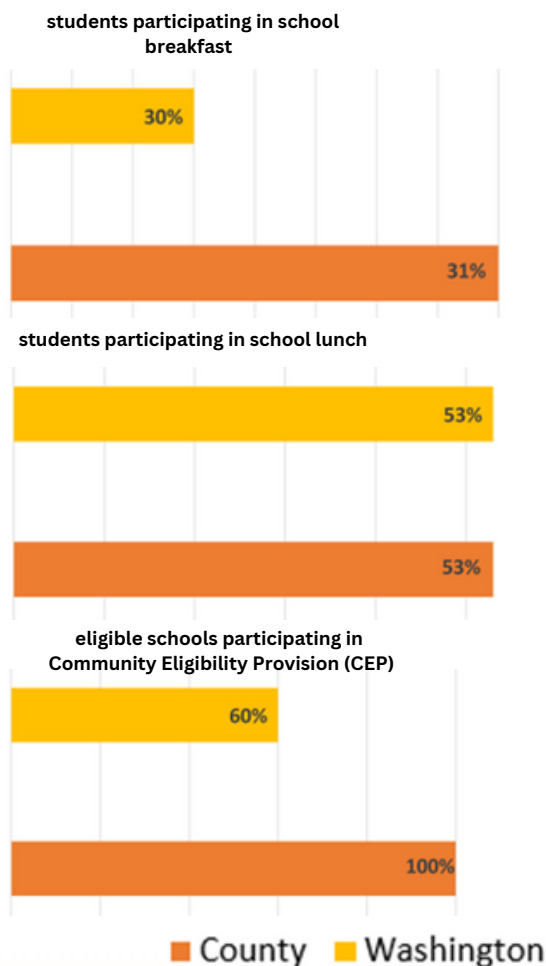
\$217,184,223

current annual value of
SNAP participation,
statewide

SCHOOL MEALS - KLICKITAT COUNTY

2,795

Total K-12 Student Enrollment



54%

students with Free and Reduced Price meal eligibility, county

57%

students with Free and Reduced Price meal eligibility, statewide

24%

schools required to serve Breakfast After the Bell beginning SY23-24, county

27%

schools required to serve Breakfast After the Bell beginning SY23-24, statewide

SUMMER MEALS

62

average daily meals participation, county

119,780

average daily meals participation, statewide

WOMEN, INFANTS, AND CHILDREN

578

total number of WIC participants, county

195,655

total number of WIC participants, statewide

Data Sources

DSHS. (2022). ESA Briefing Book. Washington State Department of Social and Health Services. https://www.dshs.wa.gov/sites/default/files/ESA/briefing-manual/2022Basic_Food_Assistance.pdf

Feeding America. (2021). Hunger & poverty in Washington. Map the Meal Gap. <https://map.feedingamerica.org/county/2021/overall/washington>

Washington Office of Superintendent of Public Instruction . (2023). Child nutrition program reports. OSPI. <https://ospi.k12.wa.us/policy-funding/child-nutrition/child-nutrition-program-reports>