

2023

STATUS OF HUNGER IN LEWIS COUNTY

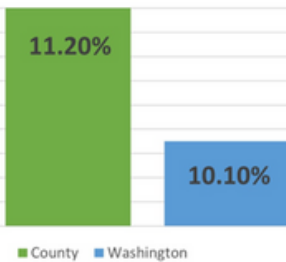


The data on this fact sheet reflect
2021-2023 figures.

TOTAL COUNTY POPULATION:
85,370

GENERAL HUNGER STATISTICS

People Food Insecure



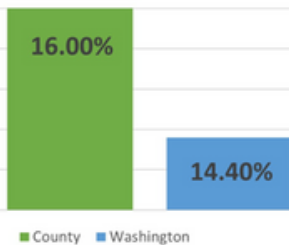
20%

people reporting food
insecurity who likely do
not qualify for federal
nutrition assistance,
county

46%

people reporting food
insecurity who likely do
not qualify for federal
nutrition assistance,
statewide

Children Food Insecure



34%

children in food insecure
households who likely do not
qualify for federal nutrition
assistance, county

38%

children in food insecure
households who likely do not
qualify for federal nutrition
assistance, statewide

SUPPLEMENTAL NUTRITION ASSISTANCE PROGRAM

14,392

average monthly SNAP
participants, county

6,960

estimated income eligible
people not participating in
SNAP, county

\$3,471,476

current annual value of
SNAP participation, county

912,265

average monthly SNAP
participants, statewide

804,052

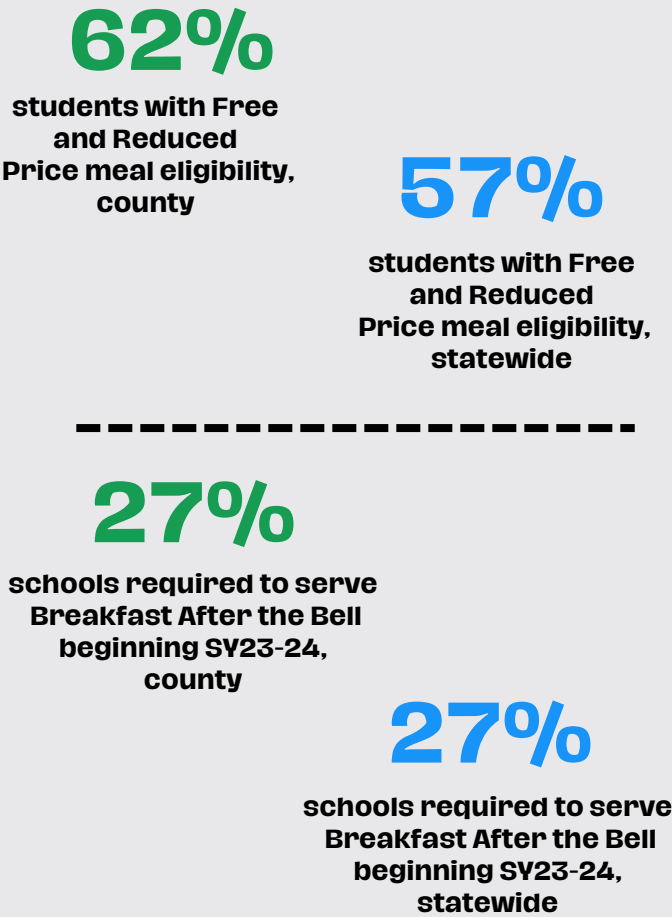
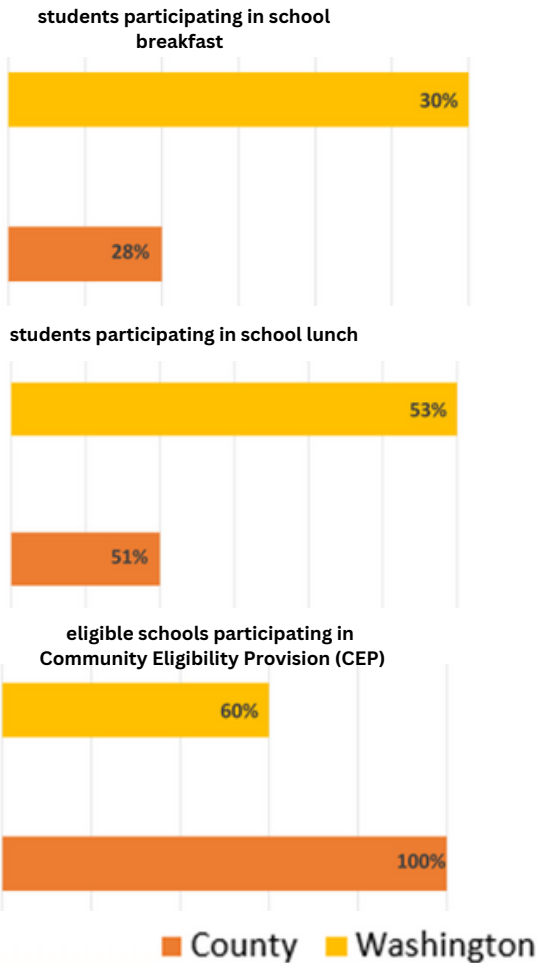
estimated income eligible
people not participating in
SNAP, statewide

\$217,184,223

current annual value of
SNAP participation,
statewide

SCHOOL MEALS - LEWIS COUNTY

13,173
Total K-12 Student Enrollment



SUMMER MEALS

2,733
average daily meals participation, county

119,780
average daily meals participation, statewide

WOMEN, INFANTS, AND CHILDREN

2,655
total number of WIC participants, county

195,655
total number of WIC participants, statewide

Data Sources

DSHS. (2022). ESA Briefing Book. Washington State Department of Social and Health Services.
https://www.dshs.wa.gov/sites/default/files/ESA/briefing-manual/2022Basic_Food_Assistance.pdf

Feeding America. (2021). Hunger & poverty in Washington. Map the Meal Gap.
<https://map.feedingamerica.org/county/2021/overall/washington>

Washington Office of Superintendent of Public Instruction . (2023). Child nutrition program reports. OSPI.
<https://ospi.k12.wa.us/policy-funding/child-nutrition/child-nutrition-program-reports>