

2023

STATUS OF HUNGER IN PACIFIC COUNTY

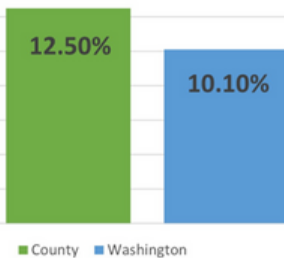


The data on this fact sheet reflect
2021-2023 figures.

TOTAL COUNTY POPULATION:
24,113

GENERAL HUNGER STATISTICS

People Food Insecure



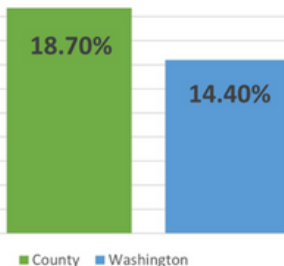
15%

people reporting food
insecurity who likely do
not qualify for federal
nutrition assistance,
county

46%

people reporting food
insecurity who likely do
not qualify for federal
nutrition assistance,
statewide

Children Food Insecure



34%

children in food insecure
households who likely do
not qualify for federal nutrition
assistance, county

38%

children in food insecure
households who likely do
not qualify for federal nutrition
assistance, statewide

SUPPLEMENTAL NUTRITION ASSISTANCE PROGRAM

3,906

average monthly SNAP
participants, county

4,000

estimated income eligible
people not participating in
SNAP, county

\$1,084,836

current annual value of
SNAP participation, county

912,265

average monthly SNAP
participants, statewide

804,052

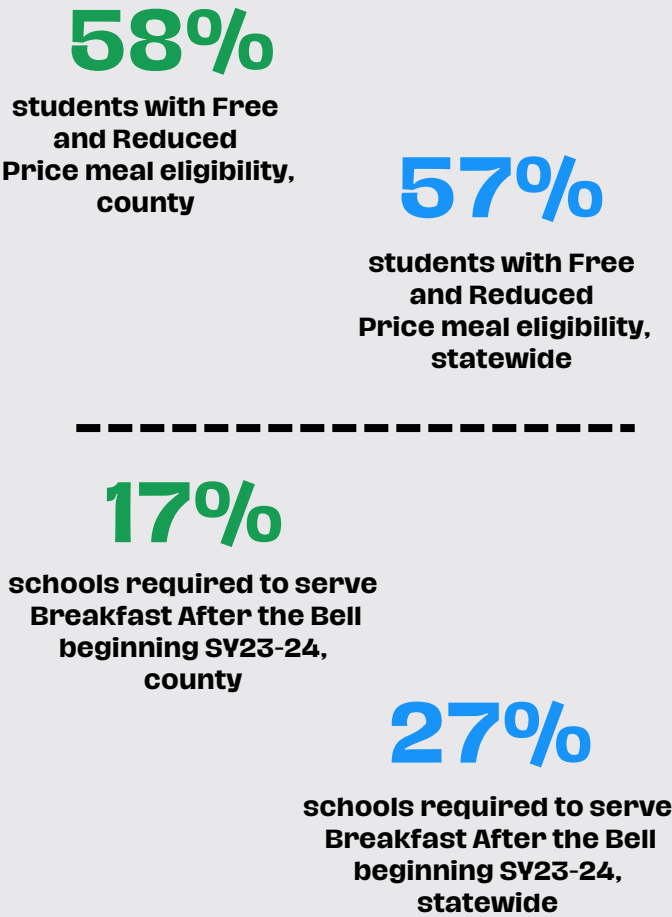
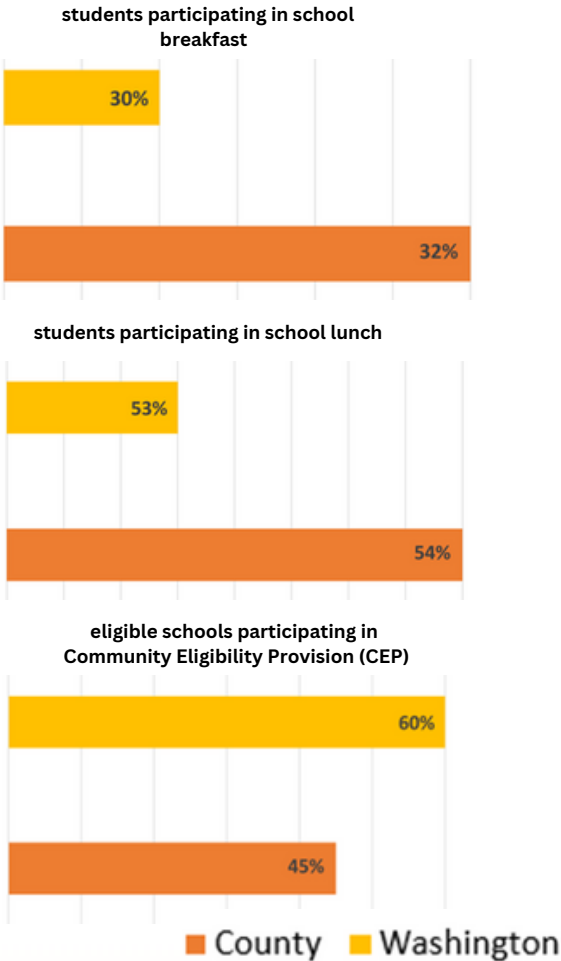
estimated income eligible
people not participating in
SNAP, statewide

\$217,184,223

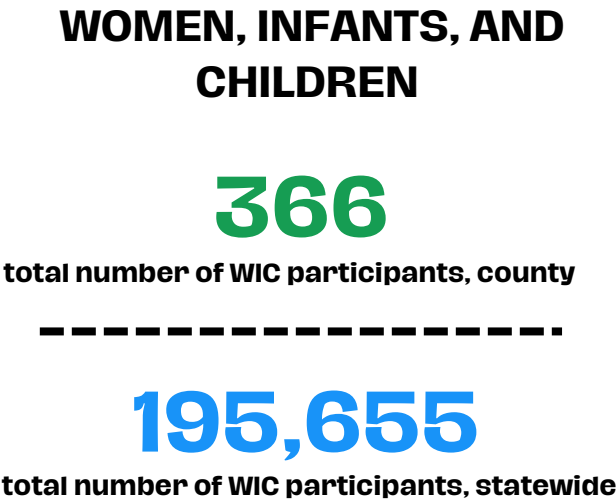
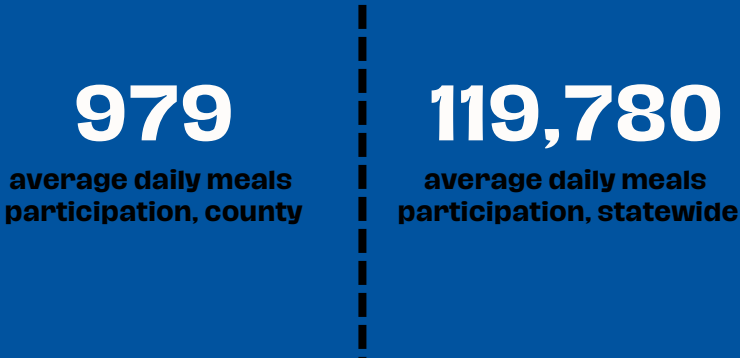
current annual value of
SNAP participation,
statewide

SCHOOL MEALS - PACIFIC COUNTY

2,789
Total K-12 Student Enrollment



SUMMER MEALS



Data Sources

DSHS. (2022). ESA Briefing Book. Washington State Department of Social and Health Services.
https://www.dshs.wa.gov/sites/default/files/ESA/briefing-manual/2022Basic_Food_Assistance.pdf

Feeding America. (2021). Hunger & poverty in Washington. Map the Meal Gap.
<https://map.feedingamerica.org/county/2021/overall/washington>

Washington Office of Superintendent of Public Instruction . (2023). Child nutrition program reports. OSPI.
<https://ospi.k12.wa.us/policy-funding/child-nutrition/child-nutrition-program-reports>