

2023

STATUS OF HUNGER IN PEND OREILLE COUNTY

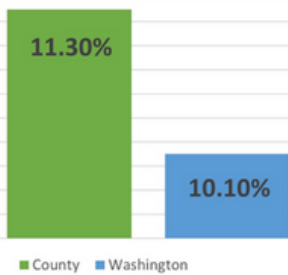


The data on this fact sheet reflect
2021-2023 figures.

TOTAL COUNTY POPULATION:
14,179

GENERAL HUNGER STATISTICS

People Food Insecure



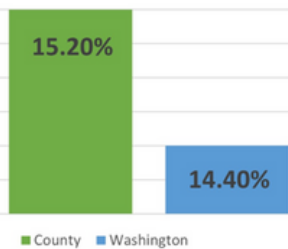
19%

people reporting food
insecurity who likely do
not qualify for federal
nutrition assistance,
county

46%

people reporting food
insecurity who likely do
not qualify for federal
nutrition assistance,
statewide

Children Food Insecure



31%

children in food insecure
households who likely do
not qualify for federal nutrition
assistance, county

38%

children in food insecure
households who likely do
not qualify for federal nutrition
assistance, statewide

SUPPLEMENTAL NUTRITION ASSISTANCE PROGRAM

2,652

average monthly SNAP
participants, county

1,477

estimated income eligible
people not participating in
SNAP, county

\$650,902

current annual value of
SNAP participation, county

912,265

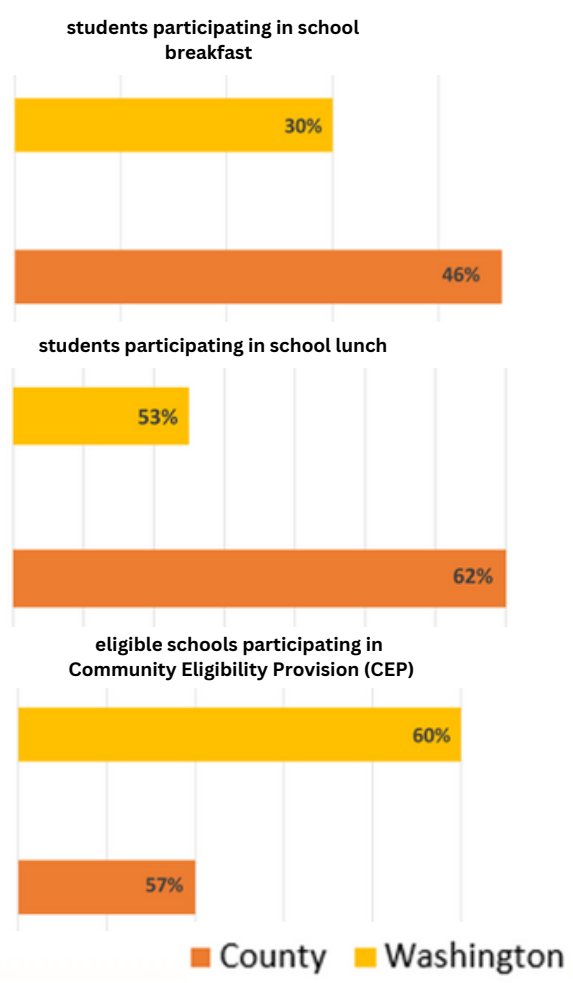
average monthly SNAP
participants, statewide

804,052

estimated income eligible
people not participating in
SNAP, statewide

\$217,184,223

current annual value of
SNAP participation,
statewide



65%

students with Free and Reduced Price meal eligibility, county

57%

students with Free and Reduced Price meal eligibility, statewide

33%

schools required to serve Breakfast After the Bell beginning SY23-24, county

27%

schools required to serve Breakfast After the Bell beginning SY23-24, statewide

SUMMER MEALS

262

average daily meals participation, county

119,780

average daily meals participation, statewide

WOMEN, INFANTS, AND CHILDREN

263

total number of WIC participants, county

195,655

total number of WIC participants, statewide