

2023

STATUS OF HUNGER IN SPOKANE COUNTY

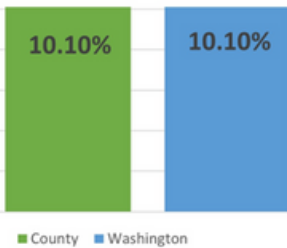


The data on this fact sheet reflect
2021-2023 figures.

TOTAL COUNTY POPULATION:
549,690

GENERAL HUNGER STATISTICS

People Food Insecure



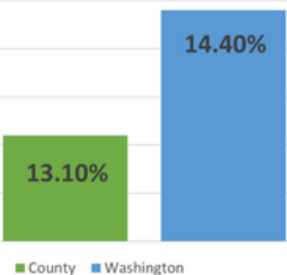
26%

people reporting food
insecurity who likely do
not qualify for federal
nutrition assistance,
county

46%

people reporting food
insecurity who likely do
not qualify for federal
nutrition assistance,
statewide

Children Food Insecure



30%

children in food insecure
households who likely do
not qualify for federal nutrition
assistance, county

38%

children in food insecure
households who likely do
not qualify for federal nutrition
assistance, statewide

SUPPLEMENTAL NUTRITION ASSISTANCE PROGRAM

85,173

average monthly SNAP
participants, county

62,474

estimated income eligible
people not participating in
SNAP, county

\$20,394,922

current annual value of
SNAP participation, county

912,265

average monthly SNAP
participants, statewide

804,052

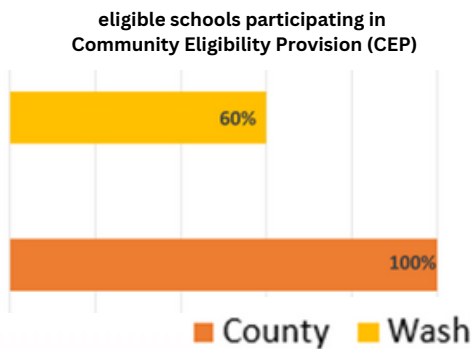
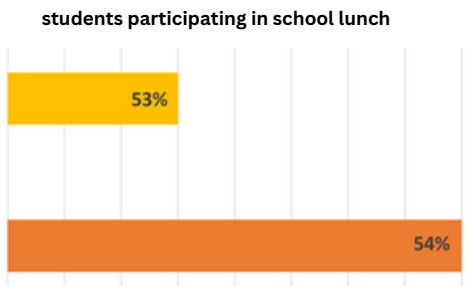
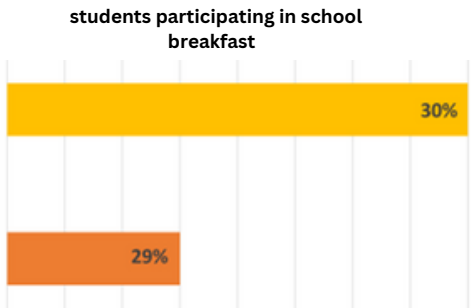
estimated income eligible
people not participating in
SNAP, statewide

\$217,184,223

current annual value of
SNAP participation,
statewide

SCHOOL MEALS - SPOKANE COUNTY

83,852
Total K-12 Student Enrollment



47%
students with Free and Reduced Price meal eligibility, county

57%
students with Free and Reduced Price meal eligibility, statewide

14%
schools required to serve Breakfast After the Bell beginning SY23-24, county

27%
schools required to serve Breakfast After the Bell beginning SY23-24, statewide

SUMMER MEALS

10,137
average daily meals participation, county

119,780
average daily meals participation, statewide

WOMEN, INFANTS, AND CHILDREN

16,454
total number of WIC participants, county

195,655
total number of WIC participants, statewide

Data Sources

DSHS. (2022). ESA Briefing Book. Washington State Department of Social and Health Services.
https://www.dshs.wa.gov/sites/default/files/ESA/briefing-manual/2022Basic_Food_Assistance.pdf

Feeding America. (2021). Hunger & poverty in Washington. Map the Meal Gap.
<https://map.feedingamerica.org/county/2021/overall/washington>

Washington Office of Superintendent of Public Instruction . (2023). Child nutrition program reports. OSPI.
<https://ospi.k12.wa.us/policy-funding/child-nutrition/child-nutrition-program-reports>