

2023

STATUS OF HUNGER IN THURSTON COUNTY

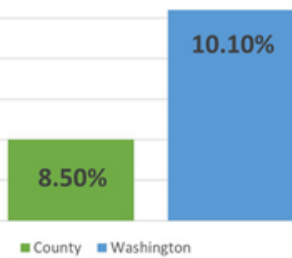


The data on this fact sheet reflect 2021-2023 figures.

TOTAL COUNTY POPULATION:
298,758

GENERAL HUNGER STATISTICS

People Food Insecure



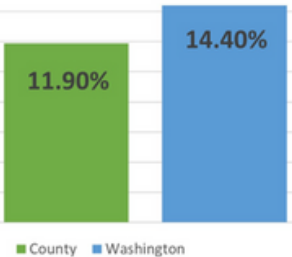
34%

people reporting food insecurity who likely do not qualify for federal nutrition assistance, county

46%

people reporting food insecurity who likely do not qualify for federal nutrition assistance, statewide

Children Food Insecure



38%

children in food insecure households who likely do not qualify for federal nutrition assistance, county

38%

children in food insecure households who likely do not qualify for federal nutrition assistance, statewide

SUPPLEMENTAL NUTRITION ASSISTANCE PROGRAM

34,638

average monthly SNAP participants, county

18,234

estimated income eligible people not participating in SNAP, county

\$8,678,690

current annual value of SNAP participation, county

912,265

average monthly SNAP participants, statewide

804,052

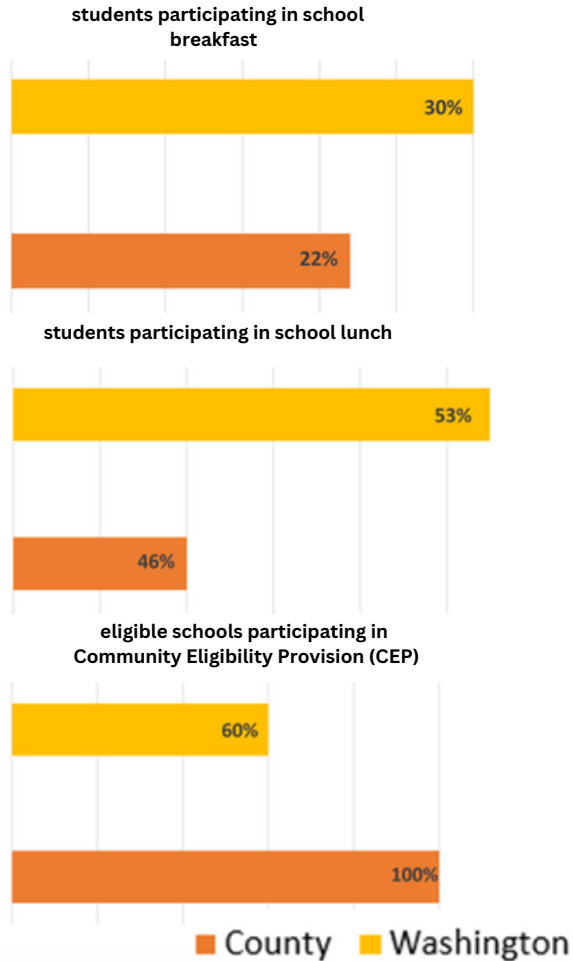
estimated income eligible people not participating in SNAP, statewide

\$217,184,223

current annual value of SNAP participation, statewide

SCHOOL MEALS - THURSTON COUNTY

44,425
Total K-12 Student Enrollment



39%
students with Free and Reduced Price meal eligibility, county

57%
students with Free and Reduced Price meal eligibility, statewide

3%
schools required to serve Breakfast After the Bell beginning SY23-24, county

27%
schools required to serve Breakfast After the Bell beginning SY23-24, statewide

SUMMER MEALS

3,074
average daily meals participation, county

119,780
average daily meals participation, statewide

WOMEN, INFANTS, AND CHILDREN

6,134
total number of WIC participants, county

195,655
total number of WIC participants, statewide

Data Sources

DSHS. (2022). ESA Briefing Book. Washington State Department of Social and Health Services.
https://www.dshs.wa.gov/sites/default/files/ESA/briefing-manual/2022Basic_Food_Assistance.pdf

Feeding America. (2021). Hunger & poverty in Washington. Map the Meal Gap.
<https://map.feedingamerica.org/county/2021/overall/washington>

Washington Office of Superintendent of Public Instruction . (2023). Child nutrition program reports. OSPI.
<https://ospi.k12.wa.us/policy-funding/child-nutrition/child-nutrition-program-reports>