

2023

STATUS OF HUNGER IN WAHKIAKUM COUNTY

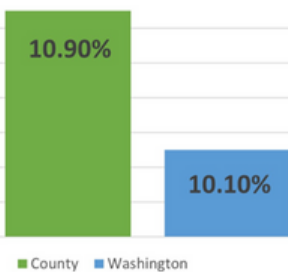


The data on this fact sheet reflect
2021-2023 figures.

TOTAL COUNTY POPULATION:
4,688

GENERAL HUNGER STATISTICS

People Food Insecure



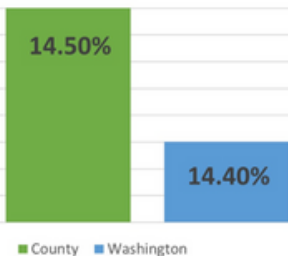
9%

people reporting food
insecurity who likely do
not qualify for federal
nutrition assistance,
county

46%

people reporting food
insecurity who likely do
not qualify for federal
nutrition assistance,
statewide

Children Food Insecure



14%

children in food insecure
households who likely do
not qualify for federal nutrition
assistance, county

38%

children in food insecure
households who likely do
not qualify for federal nutrition
assistance, statewide

SUPPLEMENTAL NUTRITION ASSISTANCE PROGRAM

631

average monthly SNAP
participants, county

841

estimated income eligible
people not participating in
SNAP, county

\$216,967

current annual value of
SNAP participation, county

912,265

average monthly SNAP
participants, statewide

804,052

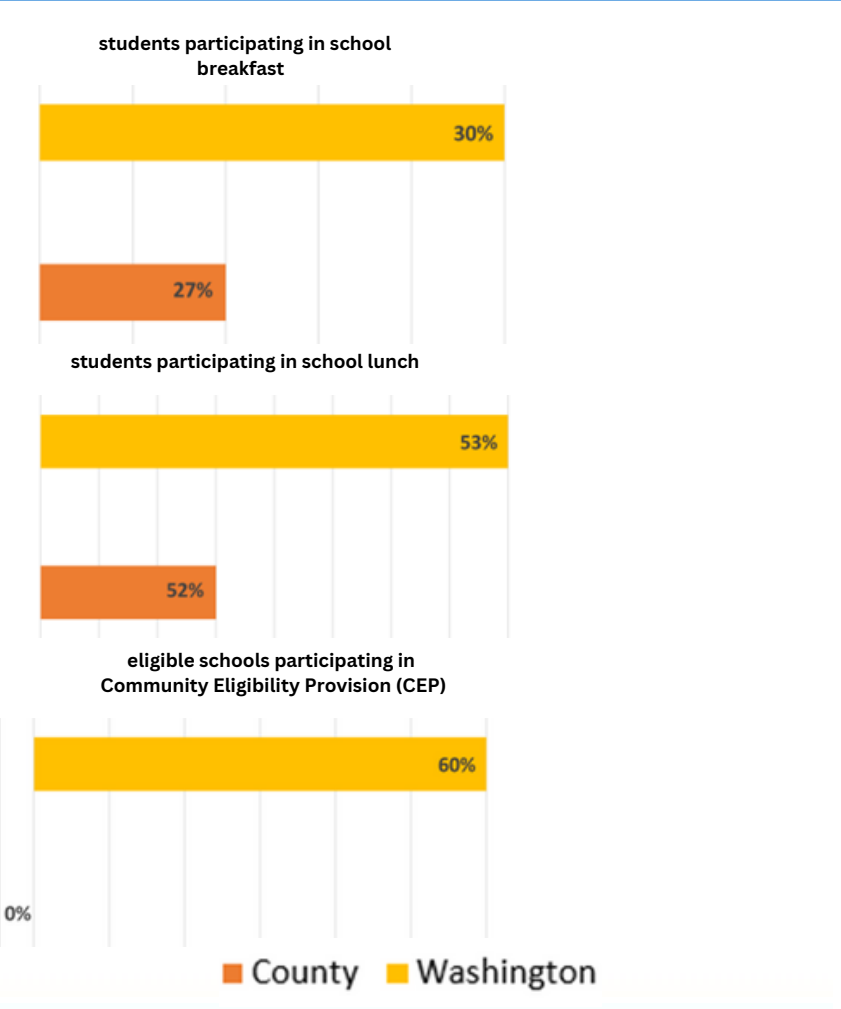
estimated income eligible
people not participating in
SNAP, statewide

\$217,184,223

current annual value of
SNAP participation,
statewide

SCHOOL MEALS - WAHKIAKUM COUNTY

478
Total K-12 Student Enrollment



57%

students with Free and Reduced Price meal eligibility, county

57%

students with Free and Reduced Price meal eligibility, statewide

0%

schools required to serve Breakfast After the Bell beginning SY23-24, county

27%

schools required to serve Breakfast After the Bell beginning SY23-24, statewide

SUMMER MEALS

0

average daily meals participation, county

119,780

average daily meals participation, statewide

WOMEN, INFANTS, AND CHILDREN

54

total number of WIC participants, county

195,655

total number of WIC participants, statewide