

2023

STATUS OF HUNGER IN WALLA WALLA COUNTY

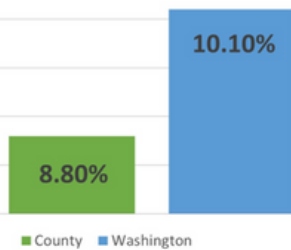


The data on this fact sheet reflect
2021-2023 figures.

TOTAL COUNTY POPULATION:
61,890

GENERAL HUNGER STATISTICS

People Food Insecure



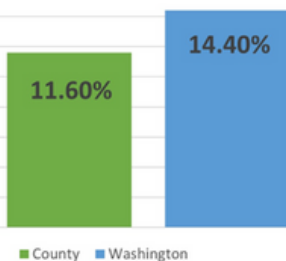
20%

people reporting food
insecurity who likely do
not qualify for federal
nutrition assistance,
county

46%

people reporting food
insecurity who likely do
not qualify for federal
nutrition assistance,
statewide

Children Food Insecure



21%

children in food insecure
households who likely do
not qualify for federal nutrition
assistance, county

38%

children in food insecure
households who likely do
not qualify for federal nutrition
assistance, statewide

SUPPLEMENTAL NUTRITION ASSISTANCE PROGRAM

8,103

average monthly SNAP
participants, county

9,572

estimated income eligible
people not participating in
SNAP, county

\$1,952,705

current annual value of
SNAP participation, county

912,265

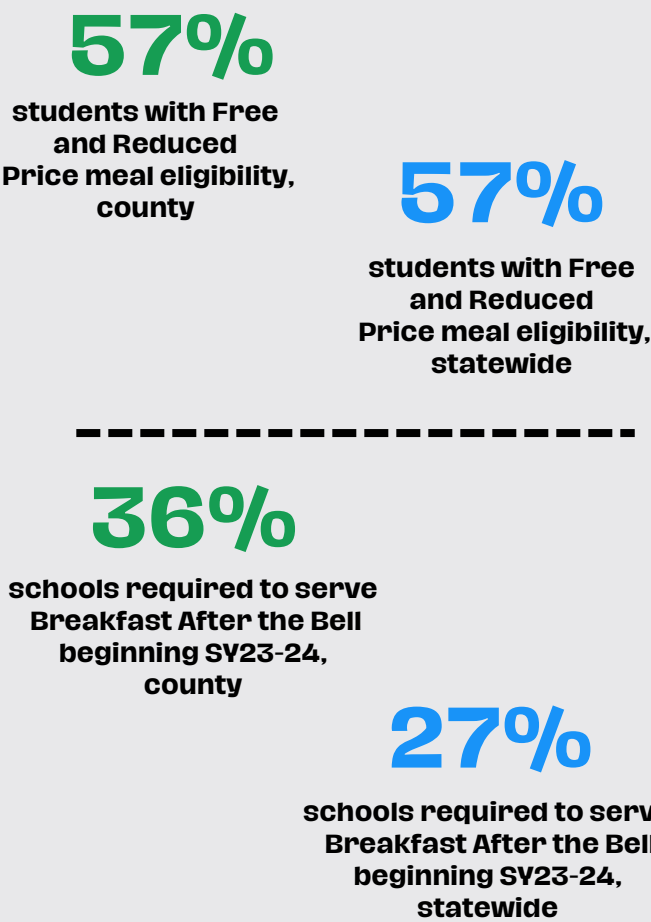
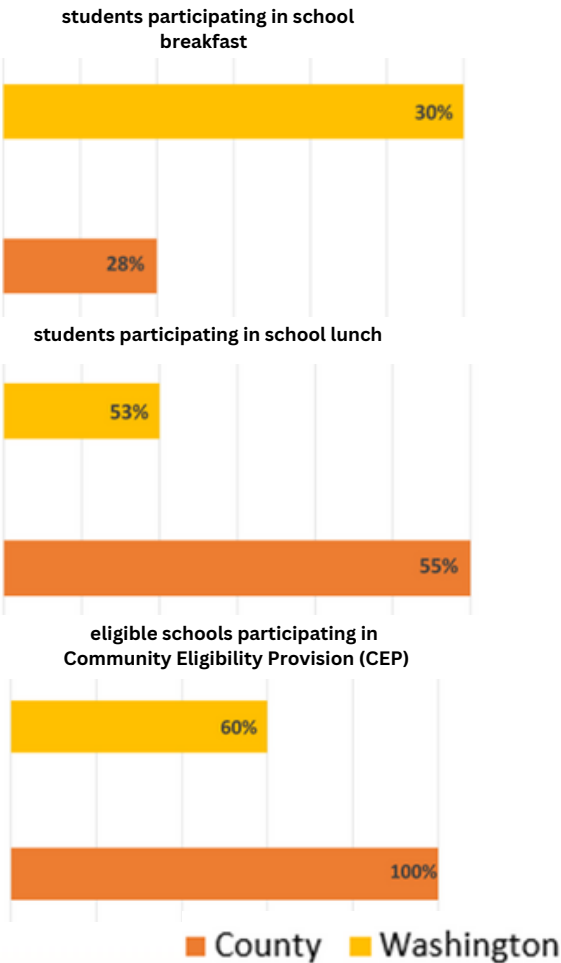
average monthly SNAP
participants, statewide

804,052

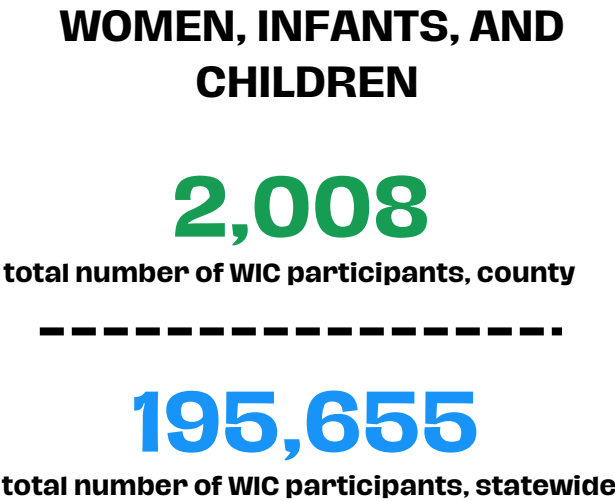
estimated income eligible
people not participating in
SNAP, statewide

\$217,184,223

current annual value of
SNAP participation,
statewide



SUMMER MEALS



Data Sources

DSHS. (2022). ESA Briefing Book. Washington State Department of Social and Health Services.
https://www.dshs.wa.gov/sites/default/files/ESA/briefing-manual/2022Basic_Food_Assistance.pdf

Feeding America. (2021). Hunger & poverty in Washington. Map the Meal Gap.
<https://map.feedingamerica.org/county/2021/overall/washington>

Washington Office of Superintendent of Public Instruction . (2023). Child nutrition program reports. OSPI.
<https://ospi.k12.wa.us/policy-funding/child-nutrition/child-nutrition-program-reports>