

Cabana Party DIY Tournament

DIY Tournament Guide

Want to host your own tournament during your visit? We've got everything you need to pull it off... yourself! While we don't offer tournament facilitation or planning services for small groups, we've found that unstructured free play works best for most groups.

But if you're up for the challenge, read on:

Step 1: Appoint a Tournament Director



They'll be in charge of team coordination, match calls, and keeping things on schedule. They'll need a big voice, a clipboard, and a go-get-'em attitude.

Step 2: Organize Your Teams

Shuffleboard is most traditionally played two-on-two, with games typically running 8 frames (about 15 minutes).

Plan teams in advance so everyone knows their partner before the event.

Pro tip: in shuffleboard, you stand next to your opponent and across from your teammate.





Cabana Party DIY Tournament

Step 3: Time Your Lesson and Kickoff

Your Court Hosts will give everyone a shuffleboard lesson when you arrive. Plan for that group lesson to start about 15 minutes into your event to account for any late arrivals.

Start your first tournament match around 30 minutes in - that gives you time to confirm teams and manage the scheduled bracket.

Step 4: Run the Tournament

The Tournament Director will need to:

- Keep things moving with short breaks between games
- Make sure teams rotate efficiently and know where to go
- Stay on top of your schedule and communicate clearly
- Be both organized and enthusiastic!



Cabana Party DIY Tournament

Yes, It's a Lot of Work

Setting up a tournament can be surprisingly tough - we usually recommend it only if you've got experienced players or a confident leader at the helm. Free play really is the easiest, most relaxed option for most groups.

Tips for Tournament Success

- Plan the details in advance: pick teams, share the schedule and get people excited
- Print a large bracket (24x36") in advance with match times and team names. It helps keep guests on track and prevents constant questions.
- Consider bringing a trophy, medal, or even a custom prize - yes, we've seen a \$5000 novelty check before.

Not Ready to Run a Full Tournament?


No problem. Try adding in mini-challenges throughout the event to keep things fun and casual:

- Pepperoni Prize - Awarded to anyone who scores all 4 discs in a single frame.
- First to Stick a 10 - Celebrate whoever lands the first 10-point shot.
- First in the Kitchen - A lighthearted prize for the first player to land in the dreaded -10 zone.
- Super Shuffler - The player with the best skills and synergy.
- Most Improved - For the guest who started off rough and ended up crushing it.

Ready to Go? You've got the tools, the plan, and the power. We'll handle the lesson and the drinks - you handle the bracket. We'll see you on the courts.



Sample Resources



[Click to download](#)

