

Beginner Ukulele Strum Patterns

A companion to MAUI's video Series On Strumming: SOS




Version 1.8.24 MAUImadison.com

Copyright © 2024 Andrew Wilke All rights reserved

COMMENTS

- Playing strum patterns while singing and changing chords can be challenging. See MAUI's video Series On Strumming (SOS) for additional explanations, demonstrations, and learning tips.
- Using only five simple 2-beat patterns / modules, we build a complete beginner's repertoire for 2, 3, and 4-beat songs.
- This booklet will be revised. So, view electronically; don't print.
- Pattern names are "auditory mnemonics": spoken phrases with syllable timing similar to the strum pattern.
- Patterns best learned in order presented.
- Final page ranks patterns by popularity.



MAUI Strum Notation



Pattern Name

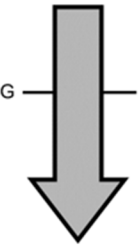
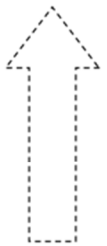
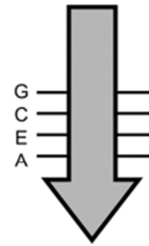

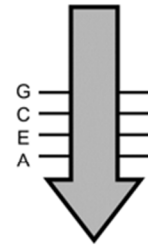
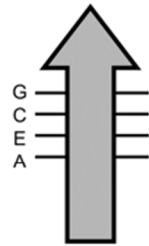
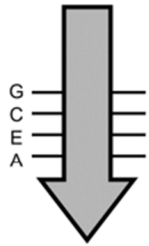
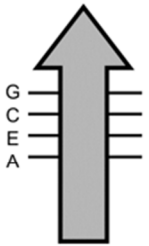
Boom Chuck + Ar-ma-dil-lo

Tapping Foot

Strumming Hand

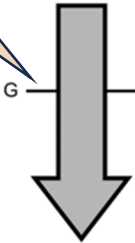

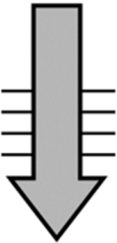

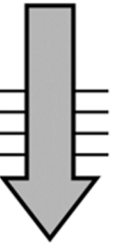
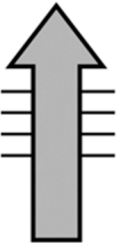
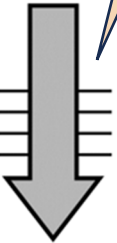
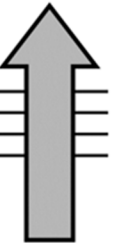
Spoken Mnemonic

Spoken Mnemonic (Alternate)

1	and	2	and	3	and	4	and
							
Boom		<u>Chuck</u>		Ar-	ma-	<u>dil-</u>	lo
Oh		<u>Yeah!</u>		Uk-	u-	<u>le-</u>	le

Combine Two Short Patterns

Boom Chuck + Ar-ma-dil-lo

1	and	2	and	3	and	4	and
							
Boom		<u>Chuck</u>		Ar-	ma-	<u>dil-</u>	lo
Oh		<u>Yeah!</u>		Uk-	u-	<u>le-</u>	le

First Down Beat

First Up Beat

Down Stroke Only G String

Up Stroke No Strings

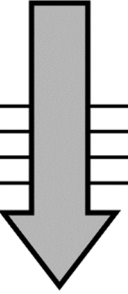
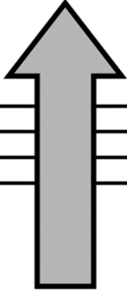
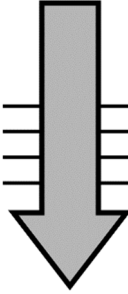
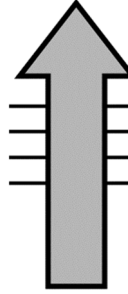
Down Stroke All Strings

Underline = Say / Play Loudly

2-Beat Patterns

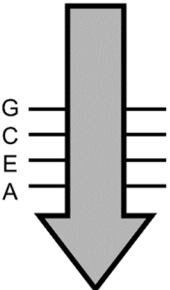
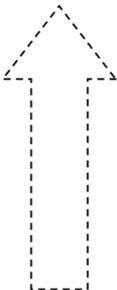
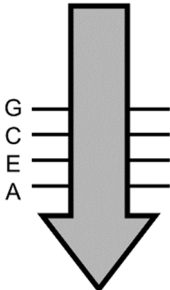
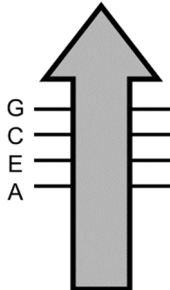


Ar-ma-di-lo

1	and	2	and
			
Ar-	ma-	<u>di</u>-	lo



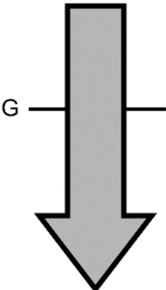
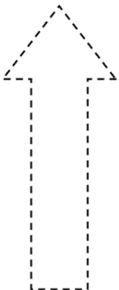
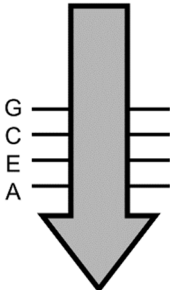
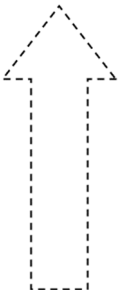
Blue-ber-ry

1	and	2	and
			
Blue-	<u>ber-</u>	ry	



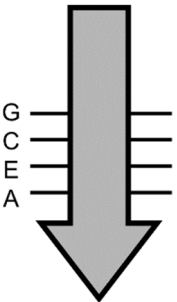



“Blues is a tonic for whatever ails you.” ~B.B.King

Boom Chuck

1	and	2	and
			
Boom		<u>Chuck</u>	

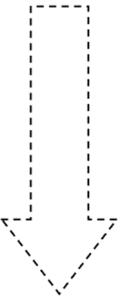
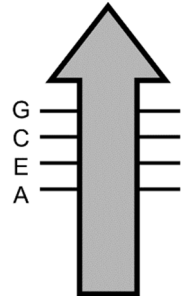
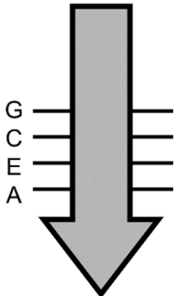
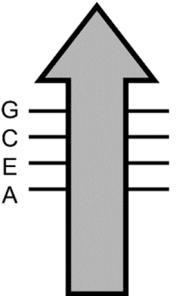


Blue Mist

1	and	2	and
			
Blue		Mist	



Oops-a-dai-sy

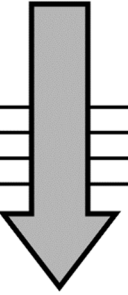
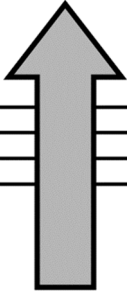
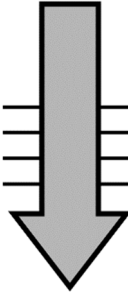
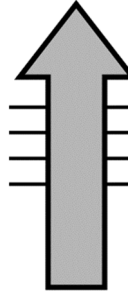
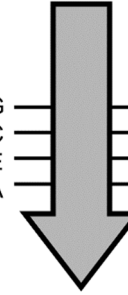

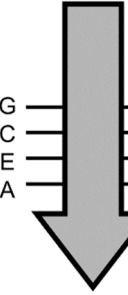
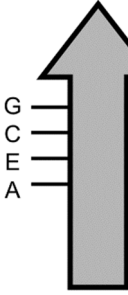
1	and	2	and
			
Oops	a-	<u>dai-</u>	sy



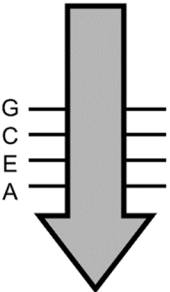
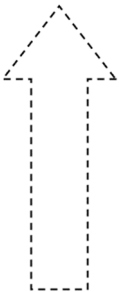
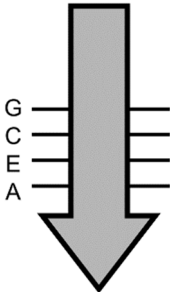
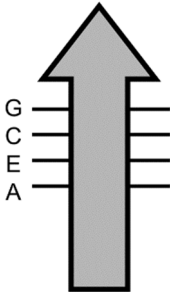
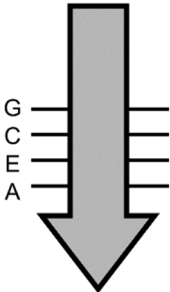

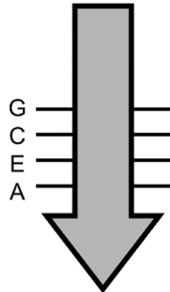
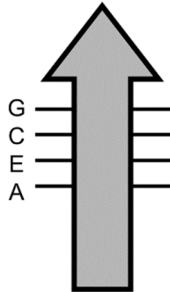
4-Beat Patterns



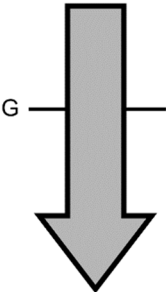
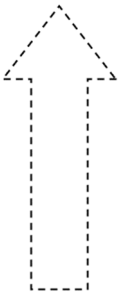
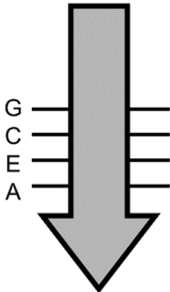
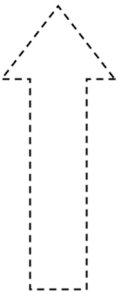
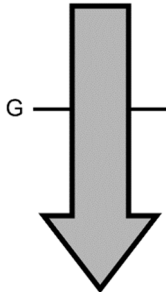

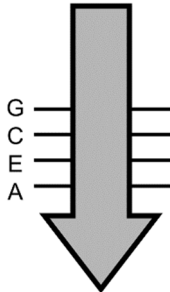

Ar-ma-dil-lo + Ar-ma-dil-lo

1	and	2	and	3	and	4	and
							
Ar-	ma-	<u>dil</u> -	lo	Ar-	ma-	<u>dil</u> -	lo
Su-	per-	<u>ca</u> -	li-	fra-	gil-	<u>is</u> -	tic

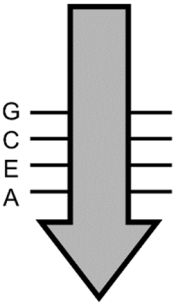



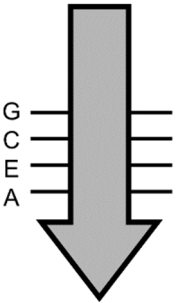
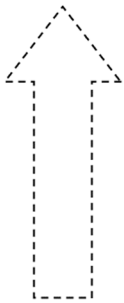
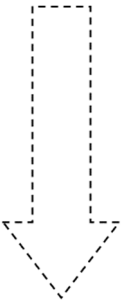
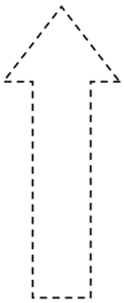
Blue-ber-ry + Blue-ber-ry

1	and	2	and	3	and	4	and
							
Blue-	<u>ber-</u>	ry	Blue-	<u>ber-</u>	ry		
Don't	<u>Wor-</u>	ry	Be	<u>Hap-</u>	py		

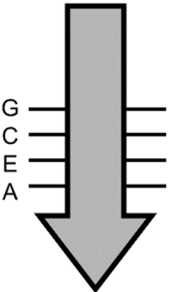
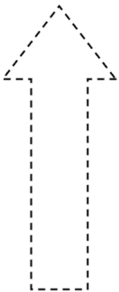
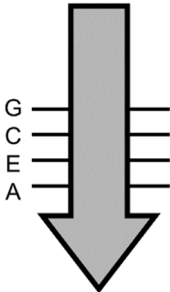
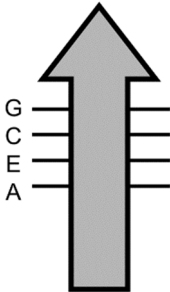
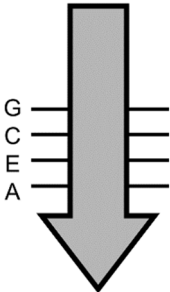
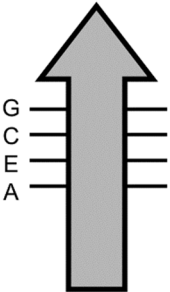
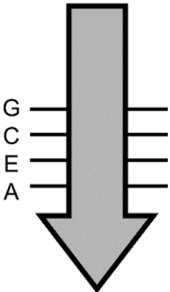
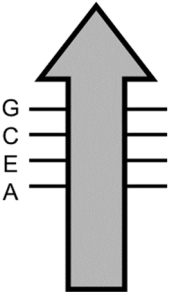
Boom Chuck + Boom Chuck

1	and	2	and	3	and	4	and
							
Boom		<u>Chuck</u>		Boom		<u>Chuck</u>	
Live		<u>Laugh</u>		Love		<u>Uke</u>	

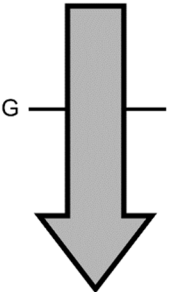
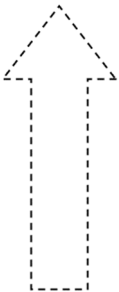
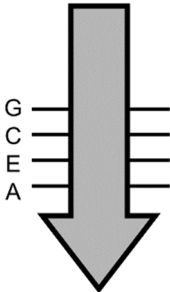

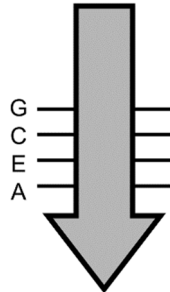
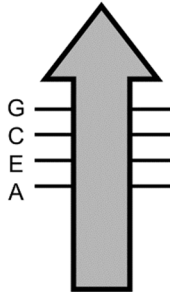
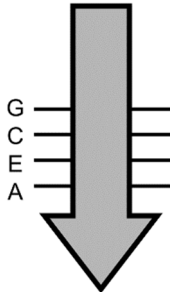
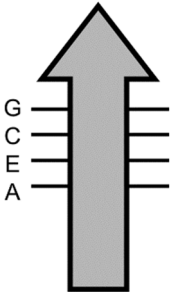
Blue Mist + Blue Mist

1	and	2	and	3	and	4	and
							
Blue		Mist		Blue		Mist	
I		Know		You		Know	

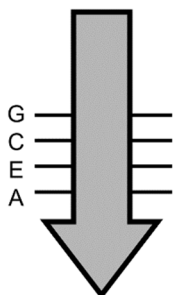
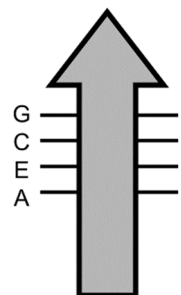
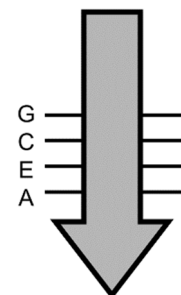
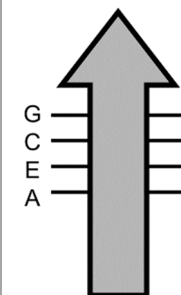

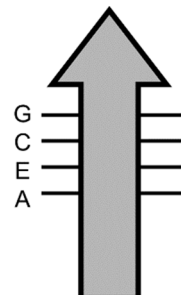
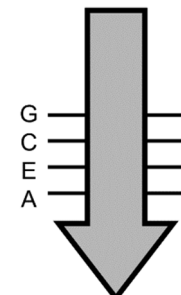
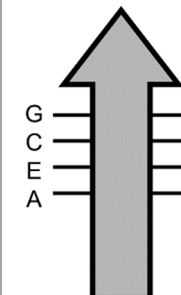
Blue-ber-ry + Ar-ma-dil-lo

1	and	2	and	3	and	4	and
							
<u>Blue</u>-	ber-	ry	Ar-	ma-	dil-	lo	
<u>Whoa!</u>	Bi-	o-	lu-	mi-	nes-	cent	

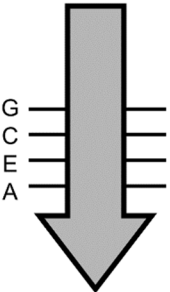
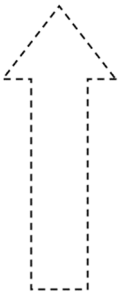
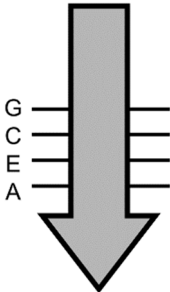
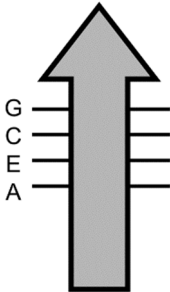
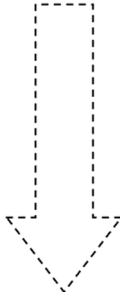
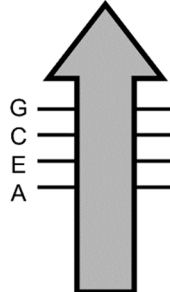
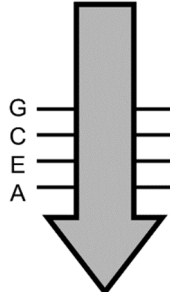
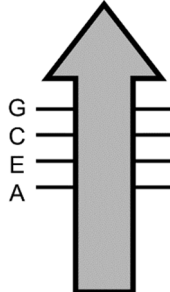
Boom Chuck + Ar-ma-dil-lo

1	and	2	and	3	and	4	and
							
Boom		<u>Chuck</u>		Ar-	ma-	<u>dil-</u>	lo
Oh		<u>Yeah!</u>		Uk-	u-	<u>le-</u>	le

Ar-ma-dil-lo + Oops-a-dai-sy

1	and	2	and	3	and	4	and
							
<u>Ar</u>-	ma-	dil-	<u>lo</u>	Oops	a-	<u>dai</u>-	sy
<u>You</u>	are	so	<u>cool</u>	I	<u>knew</u>	it!	

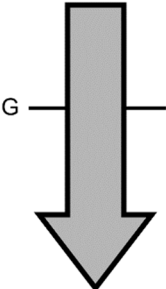
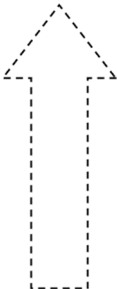
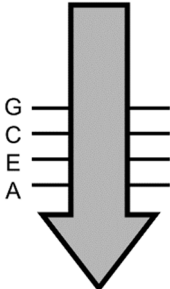
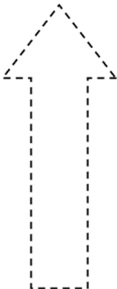
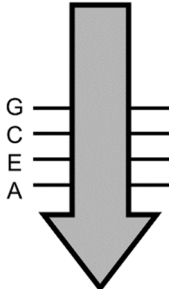
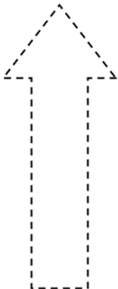
Blue-ber-ry + Oops-a-dai-sy

1	and	2	and	3	and	4	and
							
<u>Blue</u>	ber-	<u>ry</u>	Oops	a-	<u>dai-</u>	sy	
<u>Wow!</u>	We	<u>Sound</u>	A-	<u>maz-</u>	ing!		

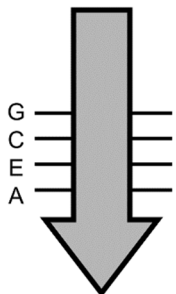
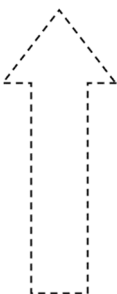
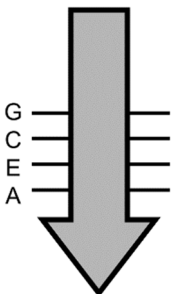
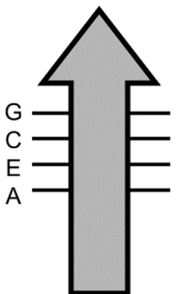
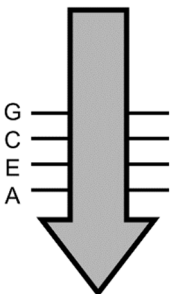
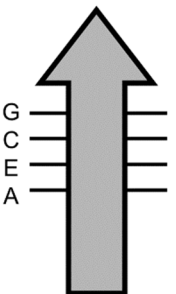
3-Beat Patterns



Boom Chuck + Chuck

1	and	2	and	3	and
					
Boom		<u>Chuck</u>		<u>Chuck</u>	
Waltz		<u>Dance</u>		<u>Class</u>	

Blue- ber-ry + Ber-ry

1	and	2	and	3	and
					
Blue-	<u>ber</u>-	ry	<u>Ber</u>-	ry	
Sweet	<u>Hal</u>-	le-	<u>lu</u>-	jah	

Beginner Strum Pattern Repertoire

(Most Popular At Top Of Each Group)

2-BEAT

- Ar-ma-dil-lo
- Boom Chuck
- Blue-ber-ry
- Blue Mist
- Oops-a-dai-sy

3-BEAT

- Blue-ber-ry + Ber-ry
- Boom Chuck + Chuck

4-BEAT

- Ar-ma-dil-lo + Ar-ma-dil-lo
- Blue-ber-ry + Oops-a-dai-sy
- Boom Chuck + Ar-ma-dil-lo
- Boom Chuck + Boom Chuck
- Blue-ber-ry + Blue-ber-ry
- Blue-ber-ry + Ar-ma-dil-lo
- Ar-ma-dil-lo + Oops-a-dai-sy
- Blue Mist + Blue Mist