

Fraser Pacific Rose Society

presents our Annual **Rose Show**

Only One Earth for Roses



Saturday, June 22, 2024 1 – 4:30 pm

Sunday, June 23, 2024 9 am – 3 pm

Dogwood Centennial Pavilion

1655 Winslow Avenue

Coquitlam

Free Admission

2024 FPRS Floor Plan

Stage

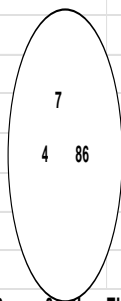
SOUTH SIDE
(Door to Library)

NORTH SIDE

Floral Art Division 14

190	191	192	
-----	-----	-----	--

Trophy Table



Bowls & Baskets Division 1

N95	N96	N97	2	3	5
-----	-----	-----	---	---	---



193

Floral Art

Trophy Table

Roses & Other Flowers
Division 9

87	88	85	45	46
----	----	----	----	----

Roses & Other Flowers Division 9

Grandifloras Division 4

Door
to Cafe

194

Shrubs &
Climbers

Division 5

Floribundas Division 3

Hybrid Teas Division 2

Old Garden Roses Division 6

52	31
53	32
54	33

23	
24	22
	21
	20

61	91
62	
63	90

Junior
Division 10

195

55	34
56	35
57	36

27	
28	19
	18
	17

64	N110
65	N109
66	N108
	N107

58	37
59	38
60	39
	40

Miniatures
Division 8

70	71
72	73
74	16
75	15
	14

CDN
Division 7

CDN300	
CDN301	N106
CDN302	N105
	N104
	N103

196

bowls

25	42
29	30
79	26
80	50
	41

picture frames

76	
77	78
51	12
81	11
82	

CDN303	N102
CDN304	N101
CDN305	N100
CDN306	N99
	N98

197

Floral Art

picture frames

92

Novice Division 11

Ballot Box

Ballot Box
Division 12
The People's Choice

P1	P2	P3	P4	P5	P6	P7	P8	P9
----	----	----	----	----	----	----	----	----

Photography Division 13

Entrance Door

The Fraser Pacific Rose Society's Annual Rose Show

June 22 & 23, 2024

Dogwood Pavilion 1655 Winslow Avenue, Coquitlam, B.C., Canada

President	_____	Theresa Krause
Show Chairs	_____	Hilda Stanger Dutt & Gina Ng (604-467-3392)
Information	_____	on website at: fprosesociety.org
Head Judge	_____	Theresa Krause
Head Clerk	_____	Anna Tremere
Membership	_____	Leigh Krischuk
Rose Gardens	_____	Patrick Davey
Rose Watering	_____	Ruth von Hertzberg
Floral Art	_____	Margaret Nakahara
Registrations	_____	Rosemary Moskal
Set-up: Take-down	_____	Patrick Davey
Show Schedule	_____	Hilda Stanger Dutt, Rosemary Moskal, Theresa Krause
Signs	_____	Ross Tremere, Patrick Davey
Judges' Luncheon	_____	Leigh Krischuk
Treasurer	_____	Olga Smeeth
Trophies	_____	Dirk von Hertzberg
Vendors	_____	Marion Roman
Printing	_____	Dirk von Hertzberg

Show Times and Registration

Saturday, June 22: 1-4:30 PM.

Sunday, June 23: 9 AM – 3 PM. Awards ceremony at 3 PM.

****Entries must be placed from 6:15 AM – 9:45 AM on Saturday, June 22 at Dogwood.**

Every exhibitor must request an anonymous exhibitor number for BOTH rose entries and floral art.

Register with Rosemary Moskal by email at rosemoskal@shaw.ca from April 17 to Tuesday June 19, 2024 at 9:00PM for Floral Art (and up to June 21 for Roses) There will be someone able to give you an exhibitor number for Rose entries early on June 22.

Acknowledgements

The Fraser Pacific Rose Society wishes to thank the following:

- With gratitude, our special thanks to our City Mayor, Richard Stewart, and Councilors; the Manager of Parks, Kathleen Reinheimer; Jason Kenney, Landscape Manager; Phil Hebner, Asset & Operations Manager, Parks; Leslie Joyce, Manager of Dogwood Pavilion; and Dogwood's wonderful staff, including Park Spark and their volunteers, for hosting the Fraser Pacific Rose Society's Annual Show for 30 years.
- This show is partially funded by a Spirit of Coquitlam Grant which enables us to offer this show free to the public.



- All accredited judges and clerks for their time and expertise.
- The many Rose Society members who have wholeheartedly promoted and staged this 2024 Annual Rose Show. Their tireless efforts are greatly appreciated.
- Last, but not least, the many exhibitors who bring the roses that make the show a reality.

Welcome to the Fraser Pacific Rose Society

2024 Rose Show & Festival

“Only One Earth for Roses”

Exhibitor Entries– Saturday, June 22 from 6:00 am – 9:45 AM.

Judging will take place – Saturday, June 22 at 10:00 AM – 12:30PM

Exhibitor’s entry to the Pavilion the morning of the show will be from the North (back lane) entrance of 1655 Winslow Ave., Coquitlam, BC.

Rose Show Open to the Public

Saturday June 22 - 1:00 PM - 4:30 PM

Sunday June 23 - 9:00 AM - 3:00 PM

The Fraser Pacific Rose Society thanks the City of Coquitlam, the Dogwood Pavilion staff and all its members for their contributions to the success of the Rose Show.

Table of Contents

Rose Show Rules and Regulations	6 thru 9
Rules for Disqualification	9/10
Division 1 - Bowls & Baskets	10
Division 2 - Hybrid Tea	11/12
Division 3 - Floribunda	12
Division 4 - Grandiflora	12
Division 5 - Shrubs & Climbers	12/13
Division 6 - Old Garden Roses/Antique Roses	13/14
Division 7 - Canadian Hybridized Roses	14
Division 8 - Miniature and Miniflora Roses	14/15
Division 9 - Roses and Other Flowers	15
Division 10- Junior (14years and under)	15
Division 11- Novice – Bowls & Baskets	16
- Novice - Hybrid Tea	16
- Novice - Floribunda	16
- Novice - Grandiflora	16
- Novice - Shrub or Climber	16
- Novice - Miniature & Miniflora Roses	17
Division 12 - Fragrance (People’s Choice)	17
Division 13 - Photography	18
General Rules and Regulations for Floral Art	19
Division 14 - Floral Art Class Schedule	20
Awards, Trophies and Perpetual Trophies	21/22
Best in Show Awards – Designated Classes	22/23

Rose Show Rules & Regulations

(See page 19 for additional special instructions for Division 14 – Floral Art only)

Entry show tags available at the Entry Clerk's Desk from 6:00-9:00 AM Saturday, June 22 /24. Exhibitors will be given a confidential exhibitor number when you pick up your tags. Put your exhibitor number, class number, and your name in the designated area of the entry tag BEFORE placing your entries on the show bench. Fold entry tag to conceal exhibitor's name & number. Place elastic band over the **base** of the vase, to secure to your entry tag, or in front of bowls, baskets, boxes, etc.



1. The showroom will be open to exhibitors from 6:00 AM, Saturday June 22, 2023. A special area will be set aside for exhibitors to prepare their entries.
2. All amateur rose growers are eligible to exhibit their roses in this show. All roses exhibited must come from plants they have grown, which have been the exclusive property of the exhibitor for not less than three months prior to the show.
3. All entries in this show must have been grown outdoors by the exhibitor except where otherwise stated.
4. Any person may exhibit as many roses in each class as desired.
5. Bowl & basket entries may be prepared in advance at home. Bowls/baskets will be available at the June 15, 2024 meeting, and also at the Pavilion the morning of the show. **Please return unused bowls or baskets to the show.**
6. June 19, 2024 is the LAST date for entry tags & registration to Floral Art Division14.
7. All entries must be placed by **9:45 AM Saturday, June 22, 2024**
8. No exhibitor or visitor may enter the show area during the judging, except by special permission of the Show Chairperson.
9. No exhibit or award may be removed from the show area **before** the close of the show, **June 23, 2024 at 3:00PM,** except where permitted by the Show Chairperson.
10. An exhibitor will remain a novice until any **one** of the following is reached:
 - A. Three (3) years of exhibiting
 - B. Winning 3 blue ribbons
 - C. Winning the Novice Trophy
11. All vases, bowls, baskets, boxes, and entry cards will be supplied by the Fraser Pacific Rose Society for all exhibits and will remain the property of the Rose Society. **Containers must not be removed at the end of the show.**
12. All entry tags must have been provided by the Fraser Pacific Rose Society. Any tags of different colour, size, etc. will automatically disqualify the entry. The tag must be filled out with the correct class number, variety & Exhibitor's number which must be handwritten. The exhibitor's name (inside the tag) may be pre-printed; however, it must not appear in any


location other than the designated place on the tag. The tag must be folded so NO portion of exhibitor's name or number is visible. If the name of the exhibitor is visible, this is an automatic disqualification.


13. Each exhibitor agrees that the Fraser Pacific Rose Society and its officers and committees will not be held responsible for any loss or damage to any person or property.
14. The current American Rose Society's Handbook for Selecting Roses will be used for determining colour classification and where not shown in the handbook, Modern Roses 12 will be the final authority.
15. The decisions of the judges shall be final.
16. All roses exhibited become the property of the FPRS (except Division 14 Floral Art). Exhibitors who wish to take their roses at the end of the show must see the Show Chairperson or his/her appointed assistant. Proceeds from the sale of the roses help offset the cost of putting on the show.
17. Best in Show awards will be selected from single entry classes, except as stated in the Awards & Trophies sections.


18. Definitions of Types of Blooms

Drawings & descriptions courtesy of the Vancouver Rose Society



<p>Exhibition Bloom</p> 	<p>One classic high-centred hybrid tea-type bloom <u>with no side buds</u>, ½ to ¾ open, of triangular appearance viewed from the side and with petals unfold symmetrically with a circular outline looking down from the top. These blooms should NOT have side buds growing out of them – they should be removed (<i>see example under 'A Stem'</i>).</p> <p>The term is used mainly for hybrid teas and miniatures, however, most rose varieties are capable of producing exhibition blooms.</p> <p>Entries should be balanced and proportionate – if blooms are large, stems should be long with lots of leaves. With smaller blooms, stems may be shorter, with fewer leaves.</p>
<p>Decorative Bloom</p> 	<p>A single bloom growing on a 'stem' that is ½ to ¾ open and does <u>not</u> have the classic high centre - it may have a flat, cupped, quartered or even a sunken centre and a more 'informal' configuration of ruffled petals.</p> <p>A decorative bloom may be shown with or without side buds.</p>

<p>Stem-on-Stem</p> 	<p>All roses may be exhibited with the stem holding a bloom still attached to a main cane.</p> <p>All OGRs, Shrubs & Austins may be shown with the stem-on-stem break showing above or hiding below the lip of the vase.</p> <p>All other roses (hybrid tea, floribunda, grandiflora, mini) should be shown with the stem-on-stem break below the lip of the vase. If shown ABOVE the lip they will be downgraded in judging compared to a similar specimen in the class that does not have stem-on-stem showing.</p>
--	---

<p>A Stem</p>  <p>With Side Buds A Spray</p>	<p>This term refers to any ONE single stem or branch cut off a rose bush that ends in a 'single bloom with or without side buds' (<i>if allowed in each class</i>) or 'multiple blooms/spray' – ie 1 hybrid tea, 1 decorative bloom or multiple blooms from a spray of a floribunda, shrub, OGR, etc. – all are referred to as a stem.</p> <p>1 bud + 1 bloom = 2 blooms, hence, would be disqualified in 'exhibition bloom' classes. Acceptable ONLY in classes calling for a 'stem or bloom <u>with</u> side buds', ie shrubs, Austins, climbers, OGRs or any other classes allowing 'side buds'.</p> <p>The term 'STEM' is used in place of saying 'single bloom or spray' in specific classes.</p>
---	--

<p>Spray</p> <p>Floribunda Spray Shrub Spray</p>  <p>Flat Spray Domed Spray</p>	<p>A spray is one stem with a cluster of blooms with 2 or more flowers open, showing colour. All varieties of roses can grow this way. If it is just 1 tight bud + 1 open bloom then that would NOT be a spray – it would be a bloom with a side bud.</p> <p>Blooms in the spray can all be fully open OR at different stages of bloom (i.e. buds, half open blooms, fully open blooms) – either way is acceptable to show.</p> <p>All varieties of roses can grow and be exhibited this way.</p> <p>EXHIBITING TIP FOR SPRAYS: The centre bud of a spray should be removed early in growth so there is no scar or gap – it usually opens earlier than the rest of the blooms, hence removing it gives a nicer spray of open blooms. If not done prior to show, that dead middle bloom should be cut out before exhibiting, leaving as little stub as possible.</p>
--	---

<p>Buds & Side Buds (circled)</p>	<p>A Bud must have sepals down with at least 2 petals unfurling, but not more than 1/4 open.</p> <p>Side Buds are secondary stems growing below the main bloom, out of a leaf axil. All sections specify with 'side buds' or without. Side buds are permitted on most classes except where otherwise stated and EXCEPT on 'exhibition bloom hybrid teas'.</p>
--	---

	<p>Disproportionate side buds may be removed to make a better exhibit. 'Disbudding' is best done early in the growing season so disbudding scars aren't penalized by the degree of distraction from the beauty of the specimen.</p>
<p>Bloom Petal Count</p> 	<p>Single = 4-8 petals Semi-Double = 9-16 petals Double = 17-25 petals Full = 26-40 petals Very Full = 41+ petals</p>
<p>Bloom Progression</p>	<p>3 single blooms of 1 variety in a vase: Top bloom = 1 bud, 2 petals unfurling, no more than ¼ open; Middle bloom = 1 bloom ½ - ¾ open; Bottom bloom = 1 fully open bloom, stamens may or may not be showing.</p>
<p>Fully Open Bloom</p>	<p>Any bloom more than ¾ open, stamens may or may not be showing.</p>
<p>Wedging Material</p>	<p>To properly 'stage' your blooms, many stems look better if they are propped up in the vase so they don't droop over. As well, short stemmed exhibits can be wedged tightly so they stand higher in the vase. Wedging material includes paper, saran wrap, tinfoil or anything else you like. All wedging should be pushed into the top inch or so of the vase (for easy removal after show) so they do not stick up above the vase lip.</p>

Notice to Novice Exhibitors

There will be a table set up in the grooming area especially for Novice entrants with experienced exhibitors on hand to help you with your entries.

Rules for Disqualification

Before Judging starts the Judges will try to have the Clerks place, any misclassified or mislabeled roses into their correct class. If this class has already been judged, under the **new rules**, this class will need to be re-judged rather than disqualifying those roses in all Open classes. Novice and Junior classes will not be disqualified. Misspelling of the Rose name will be corrected by the Judge, where found. If the rose name is unknown by exhibitor: please label it 'unknown'. If no name is present, this entry may be disqualified.

However, every effort should be made to properly name the roses for the benefit of the public.

- A. *Presence of a foreign substance applied to foliage, stem, or bloom to improve the appearance of the specimen, (except in Division 14 – Floral Art).
 Wedging material provided for stem support should be used below the lip of the vase.
- B. *The appearance of exhibitor's name or label, visible in any location other than on the designated place on the **inside** of the closed entry tag.
- C. *Not According to Schedule (NAS). Example: 3 stems shown in a class asking for 1 stem

Things that previously led to disqualifications (Stem on stem above vase lip, other than for OGRs or Austin/ English roses; side buds on HT specimens; bugs in rose; Q tips separating petals; leaf or stem abnormalities) will now be **downgraded to penalizations to the degree of distraction**. This change in rules is to encourage beginner to enter more roses.

Specimens exhibited will be judged according to the following point scores: Total = 100%

***Form** = 25%-shape of bloom, configuration of petals, degree of openness and its symmetry.

***Colour** = 20%-should be bright and display the full depth of the true seasonal colour of variety.

***Substance** = 15% -freshness of the bloom where petals are firm, crisp, have texture and no discolouration or loss of sheen: due to amount of moisture and starch in petals.

***Stem, Foliage** = 20% - stems straight and strong with intact prickles, foliage clean and healthy.

***Balance & Proportion** = 10% - combines the relative sizes of the bloom, stem and foliage into an aesthetically please exhibit.

***Size** = 10% - the dimensions of the bloom: i.e. typical size for the variety and uniformity in size.

THE FRASER PACIFIC ROSE SHOW 2024 SCHEDULE

Division 1 Bowls & Baskets

When judging Bowls & Baskets, the judges are looking for balance and uniformity; each bloom separated from the other and preferably not touching. When the class calls for a mix of colours, many varieties and colours should be evident. The handle on baskets should allow for usage and should not be completely covered as to not be functional.

Note: Multiple 2nd & 3rd ribbons will be awarded where applicable.

Class Number		Vase, Bowl or Basket
1.	A bowl of stems of any type rose – one or more varieties with foliage	M
2.	One small basket of roses – mixed colours.	K
3.	One small basket of roses – one variety.	K
4.	A bowl (3") of miniature roses – any colour – maximum 30 blooms.	S
5.	A one- sided basket of roses – one variety.	V
6.	A bowl of roses and other flowers – roses to predominate.	M
7.	A bowl (4") of miniature roses & other flowers – roses to predominate.	T
8.	A bowl of floribunda roses, one or more varieties, any colour.	M

**Division 2
Hybrid Tea**

Class Number		Vase or Bowl
11.	One specimen bloom – red and their blends.	A
12.	One specimen bloom – orange, orange pink, apricot, russet and their blends.	A
13.	One specimen bloom – white, near white, mauve and their blends.	A
14.	One specimen bloom – yellow and their blends.	A
15.	One specimen bloom – pink and their blends.	A
16.	One bloom fully open – stamens may or may not be showing.	A
17.	Three specimen blooms – one variety yellow, orange, orange pink, apricot, russet and their blends.	B
18.	Three specimen blooms – one variety red and their blends.	B
19.	Three specimen blooms – one variety pink, white, near white, mauve and their blends.	B
20.	Matched pair- a mirror image of each other, each in separate vase, any stage of bloom.	A
21.	Six (6) specimen blooms in a show box—one or more varieties no foliage.	Y
22.	Bloom progression – three (3) stems of one or more varieties in a vase: A bud showing colour (rear), a specimen bloom (middle), and a fully open bloom (front). Stamens may or may not be showing.	B
23.	One decorative bloom – hybrid tea or grandiflora.	A
24.	One spray of a hybrid tea.	A
25.	One specimen bloom floating in a container – no foliage. *Container is on a first come first served basis.	Z
26.	One specimen bloom in a picture frame – no foliage. *Frames are on a first come first served basis.	O
27.	A single or semi-double hybrid tea bloom.	A
28.	A double, full, or very full hybrid tea bloom.	A
29.	One decorative bloom floating in a container – no foliage. *Container is on a first come first served basis.	Z

Class Number	Vase
30. One decorative bloom in a picture frame – no foliage. *Frame is on a first come, first served basis.	O
 Division 3 Floribunda 	
31. One floribunda spray – orange, orange pink, apricot, russet and their blends.	A
32. One floribunda spray – red and their blends.	A
33. One floribunda spray – white, near white, mauve and their blends.	A
34. One floribunda spray – yellow and their blends.	A
35. One floribunda spray – pink and their blends.	A
36. Three (3) floribunda sprays – one or more varieties.	D or J
37. One floribunda decorative bloom – red, pink or their blends.	A
38. One floribunda decorative bloom – orange, orange pink, apricot, russet, yellow and their blends.	A
39. One floribunda decorative bloom – white, near white, mauve and their blends.	A
40. Three (3) sprays of a floribunda, shrub, Austin or any combination, any colours in one vase.	D or J
41. One decorative bloom floating in a container – no foliage. *Container is on a first come first served basis.	Z
42. One decorative bloom in a picture frame – no foliage.	O
 Division 4 Grandiflora 	
45. One grandiflora spray – any colour.	A
46. One grandiflora – specimen bloom, any colour and their blends.	A
 Division 5 Shrubs & Climbers 	
50. One decorative bloom floating in a container – no foliage. * Container is on a first come first served basis	Z

Class Number		Vase
51.	One decorative bloom in a picture frame – no foliage. * Frame is on a first come first served basis	O
52.	One bloom of a shrub rose.	A
53.	One spray of a shrub rose.	B
54.	One spray of a climber.	B
55.	Three (3) sprays of a shrub or climber – one or more varieties.	D or J
56.	Six (6) blooms of shrub roses in a show box - one or more varieties, no foliage.	Y
57.	One stem of a David Austin (English Rose).	A
58.	Three (3) stems of a David Austin (English Rose), one or more varieties.	D or J
59.	One stem of a polyantha or hybrid musk rose.	A
60.	One stem of a rambler or species rose.	A

Division 6
Old Garden Roses, Antique Roses Introduced Over 100 Years Ago,
Any Hybrid Teas introduced before 1919

- **Please write year of introduction on entry tag for OGR's.**
- Exhibits can be shown with or without side buds.
- Stems can be blooms or sprays, grown with or without side buds.
- OGR's can be shown 'stem-on-stem'

Pre-1867, including roses of unknown dates known to exist prior to 1867, are eligible for the Dowager Queen Award.

Post-1867, including roses of unknown date or origin after 1867, are eligible for the Victorian Award.

Class Number		Vase
61.	One stem (bloom or spray) – Gallica.	A
62.	One stem (bloom or spray) – Damask, Centifolia, Alba, or China.	A
63.	One stem – Moss, Portland, Bourbon, Tea, Noisette.	A
64.	One stem – Hybrid Perpetual or any other Garden or Antique Rose.	A

Class Number		Vase
65.	One stem – One stem, any hybrid tea introduced over 100 years ago.	A
66.	Three (3) sprays or stems or an Old Garden Rose, one or more varieties.	C

**Division 7
Canadian Hybridized Roses**

CDN300	One specimen bloom, Hybrid Tea or grandiflora any colour	A
CDN301	One bloom, Shrub, any colour	A
CDN302	One spray, Floribunda, any colour	A
CDN303	One spray, Grandiflora, any colour	A
CDN304	One spray, Climber, any colour	A
CDN305	One specimen bloom, Mini or Miniflora	G
CDN306	One spray, Mini or Miniflora	E

**Division 8
Miniature and Miniflora Roses**

70.	One spray, any colour	E
71.	Six (6) specimen blooms in a show box one or more varieties- no foliage.	X
72.	Three (3) sprays in a vase, one or more varieties	F or H
73.	One specimen bloom, any colour	G
74.	One bloom, fully open, stamens may or may not be showing.	G
75.	Three (3) specimen blooms, one or more varieties.	I
76.	One mini rose bush growing in a container.	
77.	Bloom progression - three (3) stems one or more varieties, a bud showing colour (rear), a specimen bloom (middle), a fully open bloom (front), stamens may or may not be showing.	F or H
78.	Matched pair – (mirror image of each other) - each in a separate container, any stage of bloom.	G
79.	One specimen bloom floating in a container, no foliage.	Q

Class Number	Vase
80. One decorative bloom floating in a container – no foliage. *Container is on a first come first served basis.	Q
81. One specimen bloom in a picture frame, (no foliage). *Frame is on a first come first served basis.	W
82. One decorative bloom in a picture frame, (no foliage). *Frames on a first come first served basis.	W

**Division 9
Roses and Other Flowers**

Class Number	Vase or Container
85. A vase of roses and other flowers, roses to predominate.	J
86. Teacup and Saucer- A display of any kind to include two or more roses, with other flowers and/or foliage. Exhibitor's own cup and saucer - oasis, frogs, saran etc. permitted, but not visible. Judging criteria: Presentation and overall effect 50%, substance and freshness 50%.	
87. Exhibitor's Choice – Any type of roses staged in exhibitor's own container. * Other flowers or foliage may or may not be added. Any accessories (ribbons, doilies, feathers, pins etc.) allowed. Judging criteria: Presentation and overall effect 50%, substance and freshness 50%.	
88. Slipper – Any type of roses in a fancy shoe (e.g., ceramic shoes or your own fancy shoe). * Other flowers or foliage may or may not be added &/or accessories (see Class 87). If using your own shoe, then a watertight container inside the shoe to hold water must be provided and concealed with moss or foliage. Judging criteria: Presentation and overall effect 50%, substance and freshness 50%.	

**Division 10
Junior (14 years and under)**

Class Number	Vase
J90. One stem of any rose.	A or B
J91. One spray of any rose.	A or B

**Division 11
Novice**

Class Number **Vase, Bowl or Basket**

Bowls and Baskets - Novice

- N95. A bowl of stems of any type of roses, one or more varieties. M
- N96. One small basket of roses, one or more colours. K
- N97. A bowl of roses and other flowers - Roses to predominate. M

Hybrid Tea – Novice

- N98. One specimen bloom, orange, orange pink, apricot, russets and their blends. A
- N99. One specimen bloom, white, near white, mauve and their blends. A
- N100. One specimen bloom, yellow and their blends. A
- N101. One specimen bloom, red and their blends. A
- N102. One specimen bloom, pink and their blends. A

Floribunda – Novice

- N103. One floribunda spray, any colour. A or B
- N104. One floribunda bloom, any colour A or B

Grandiflora – Novice

- N105. One spray grandiflora, any colour. A or B
- N106. One specimen bloom grandiflora, any colour. A

Shrubs or Climber - Novice

- N107. One spray of a shrub or climber – any colour. B
- N108. One stem of a David Austin (English Rose). B

Class Number**Vase, Bowl or Basket****Miniature or Miniflora Rose – Novice**

- N109. One spray of a miniature or miniflora rose, any colour. E
- N110. One specimen bloom of a miniature or miniflora any colour. G

**Division 12
The People's Choice**

92. One bloom to be judged for its **fragrance** only, any variety. A

Division 13 Photography

Rules of this Class:

1. This competition is open to only amateur photographers.
2. Only unframed photographic prints, glossy or matte finish may be entered. Dimensions of the print to be 5" X7", landscape or portrait orientation allowed.
3. Frames will be provided by FPRS.
4. Published photos or photos that have won previous awards are not eligible.
5. The exhibitor must take the photos, but the photographer need not to have grown the subject of the photo.
6. The back of each photo entry must be labeled with the name of the photographer and their exhibitor number.
7. Fraser Pacific Rose Society entry tags must be used for each photo.
8. Limit: One entry per class.

Frame

Class Number

U for all Classes

- P1. A specimen bloom in exhibition stage – Named.
- P2. Open bloom rose, stamens must show – Named.
- P3. Rose spray – Named.
- P4. Garden photo of any garden.
- P5. One bloom or spray of old garden rose - Named.
- P6. One bloom or spray of a climber - Named
- P7. One bloom or spray of a shrub or floribunda rose - Named
- P8. A decorative bloom – Named.
- P9. A bloom or spray of miniature or miniflora roses – Named

**DIVISION 14
Floral Art
General Rules and Regulations**

1. Pre-registration is required, to allow the appropriate space be provided for each exhibit. **Please register with: Rosemary Moskal at 1-604-392-3982 or at rosemoskal@shaw.ca.** Registration begins **April 15, 2024**. The **DEADLINE FOR ENTRIES** is **Wednesday June 19, 2024 at 9:00PM**. You will be assigned a floral art exhibitor's number, which you must use to identify your design(s).
2. You may enter once in each class in which you are eligible.
3. Exhibitors must use the white floral art class entry cards. These cards can be picked up in advance at the monthly meetings or on the morning of the show, from the entry clerk.
4. All entries must be placed **before 9:45 AM on Saturday, June 22, 2024**.
5. A common blue/green or a black background is provided.
6. Accessories are allowed in a design unless otherwise specified. The bases, if necessary, are included in the overall size requirements of a design.
7. A standard size arrangement space is 24 inches wide, 24 inches in depth and 36 inches high - unless otherwise designated. It is suggested that you leave a couple of inches at the top and sides of the arrangement to fit in this allotted space.
8. A design consists of fresh flowers and foliage only. **As this is a rose show, roses must be the dominant flower interest in all designs.** Filler flowers are permitted. Roses need not be grown outdoors (purchased floral products may be used in Floral Art only) unless otherwise designated.
9. Artificial flowers and foliage are NOT permitted.
10. No food is allowed in Floral Art except for fruit and vegetables, which if cut, must be sealed.
11. No exhibit may be removed from the show room until the end of the Rose Show on Sunday June 25, 2023 at 3 PM, without the permission of the Rose Show Chairperson.

Open Class – is open to anyone.

Amateur Class – is open to anyone not engaged in the florist trade. An amateur must not have received remuneration as an instructor of floral design or otherwise received money for providing floral designs.

Novice Class – is open to anyone who has not won more than three first place awards, or won any Best in Show Trophy, at **any** structured floral design show(s).

One may enter classes above eligibility, but not below eligibility.

Fraser Pacific Rose Show Floral Art Schedule (June 22nd & 23rd, 2024)

Register with Rosemary Moskal by email: rosemoskal@shaw.ca or phone: 604-392-3982.

The deadline for registration is Wednesday, June 19th, 2024.

“Only One Earth for Roses”

(Roses May be Purchased and Must Predominate in All Designs. Accessories Allowed.)

Open

- **FA 190** **Oceans a rising**
(A design featuring water)
- **FA 191** **Thinking Green**
(A design using some leaf manipulation)
- **FA 192** **Alternate Energy**
(A design using some form of light or lights)

Amateur

- **FA 193** **Reduce, Reuse, Recycle**
(A design using a recycled container)
- **FA 194** **Save the Forest**
(A design featuring decorative wood)
- **FA 195** **Our Future**
(A contemporary design of choice)

Novice

- **FA 196** **The Earth is on Fire**
(A design of choice)

For FPRS Members Only

(Flowers cannot be purchased and must come from exhibitor’s own garden.)

- **FA 197** **Nature is Calling**
(A design of choice featuring roses, other flowers, and foliage grown in your own garden)

Awards & Trophies

Perpetual Trophies

- **Best Rose in Show** – The Fraser Pacific Rose Society Trophy
- **Best Novice Entry** - The President's Trophy
- **Best Miniature Bowl** - The Janet Henry Trophy
- **Best Entry Bowls & Baskets** – The J & G Schneider Trophy
- **Best Show Box** – The Art and Dorothy Pastro Trophy
- **Best Three Stems – One or More Varieties** – The Currie Trophy
- **Best Floribunda Bowl** – Class # 8 – The Welsh Trophy
- **Best Miniature Specimen Bloom** – The George Mander Trophy
- **Best Floral Art Design, Judged** - The Floral Art Trophy
- **Best Home-Grown Floral Art Design** – Home-Grown Floral Art Trophy

Best in Show Rosette Awards

Best in Show Specimen Blooms

Open Class

- Best White or Mauve
- Best Red
- Best Yellow
- Best Pink
- Best Orange
- Best Blend

Novice Class

- Best Novice Bloom any Colour

Best in Show – All other Classes

Open Class

- Best Floribunda
- Best Grandiflora
- Best Shrub or Climber
- Best Dowager Queen— (Before 1867)
- Best Victorian Award---(After 1867)
- Best Miniature/Miniflora Spray
- Best Miniature/Miniflora Specimen Bloom
- Best Three Stems, One or More Varieties
- Best Vase, Teacup, Exhibitor's Choice, Slipper
- Best Bloom Progression (not mini or miniflora)

Novice Class

- Best Floribunda or Grandiflora
- Best Shrub or Climber
- Best Miniature or Miniflora Entry

Photography

- Best Photograph

Most Fragrant Rose

- People's Choice - Most Fragrant Rose

Best Floral Art Design

- People's Choice - Floral Art Design

Canadian Hybridized Entry

- Best Canadian Hybridized Entry

Floral Art Awards

- Cash prizes will be awarded for 1st, 2nd, and 3rd place in each class judged.
- 1st Place \$25.00 2nd Place \$15.00 3rd Place \$10.00
- Best Floral Art Design in Show (judged) \$50.00 and the Floral Art Trophy.
- Best Home-Grown Floral Art Design – Home Grown Floral Art Trophy.

Best in Show – Designated Classes

1. Best in Show – Best entry from classes 11 through 16, 46 and CDN300.
2. Best Novice Entry – Best entry from classes N95 through N110.
3. Best Miniature Bowl - Best entry from Classes 4 and 7.
4. Best Entry Bowls and Baskets - Best entry from classes 1, 2, 3, 5, 6, 8, N95, N96 and N97.
5. Best Show Box – Best entry from classes 21, 56 and 71.
6. Best Floribunda Bowl – Best entry from class 8.
7. Best Three Stems – (one or more varieties) Best entry from classes 17 18,19, 36, 40, 55, 58, 66, 72, 75.
8. Best White or Mauve - Best entry from classes 13, N99 (N106, CDN300 & 46 if colour entered).
9. Best Red - Best entry from classes 11, N101, (N106, CDN300 & 46 if colour entered).
10. Best Yellow– Best entry from classes 14, N100 (N106, CDN300 & 46 if colour entered).
11. Best Pink – Best entry from classes 15, N102 (N106, CDN300 & 46 if colour entered).
12. Best Orange – Best entry from classes 12, N98 (N106, CDN300 & 46 if colour entered).
13. Best Blend – Best entry from classes 11 through15, N98 through N102, N106 and 46 if blend is entered.
14. Best Novice Specimen Bloom – Best entry from classes N98 through N102 and N106.

15. Best Floribunda - Best entry from classes 31 through 39, N103, N104, CDN 302.
16. Best Grandiflora – Best entry from classes 45, 46, N105, N106, CDN303.
17. Best Shrub or Climber – Best entry from classes 52, 53, 54, 57, 59, 60, N107, N108, CDN301 and CDN304.
18. Dowager Queen – Best entry from classes 61 through 65.
19. Victorian Award – Best entry from classes 61 through 65.
20. Best Miniature or Miniflora Spray - Best entry from classes 70, N109 and CDN 306.
21. Best Miniature or Miniflora Specimen Bloom – Best entry from classes 73, N110 and CDN 305.
22. Best Novice Floribunda or Grandiflora – Best entry from classes N103, N104, N105 and N106.
23. Best Novice Shrub or Climber – Best entry from classes N107 and N108.
24. Best Novice Miniature or Miniflora Entry – Best entry from classes N109 and N110.
25. Most Fragrant Bloom – Best entry from class 92. (People's Choice)
26. Best Floral Design, Judged - Best entry from classes 190 through 197 (Floral Art).
27. Best Photograph – Best entry from classes P1 through P9.
28. Best Vase, Teacup, Exhibitors Choice, or Slipper - Best entry from classes 85 through 88.
29. Best Bloom Progression - Best entry of 22, 78
30. Best Canadian Hybridized Rose – Best entry from classes CDN 300 to CDN 306