



Transform
your backyard
Custom pools tailored
to your lifestyle

urban
pool 



urban pool

Urban Pool revolutionises the process of pool installation, making it not only easier, quicker, and more cost-effective, but also tailored specifically to your needs. Whether you're constrained by space or seeking a large pool for entertaining, Urban Pool enables you to customise everything from the swim system to the aesthetics.

Design your pool

We have created the quickest, easiest, and most cost-effective way to design a pool and have it installed in your backyard in a matter of weeks.

- 1** CHOOSE YOUR **SIZE** **PAGE 4**
- 2** CHOOSE YOUR **CONFIGURATION** **PAGE 5**
- 3** CHOOSE YOUR **SWIM SYSTEM** **PAGE 6**
- 4** CHOOSE YOUR **HEATING** **PAGE 7**
- 5** CHOOSE YOUR **LOOK** **PAGE 8**



AUSTRALIAN MADE

Our pools are crafted in Australia and engineered from the finest quality acrylic in Melbourne. Made by Australians for Aussie families, they are designed to suit modern Australian backyards and weather conditions perfectly.



8 LAYER ARCTIC INSULATION

Featuring 8 advanced insulation layers, the Arctic Insulation system provides exceptional energy efficiency, lowering running costs for a most environmentally conscious pool solution.



7 YEAR WARRANTY

Experience the ultimate peace of mind with our world-class key equipment warranty, encompassing all essential components of your Urban Pool for worry-free protection.

Choose your **SIZE**

DISCOVER YOUR IDEAL URBAN POOL: TAILORED TO FIT ANY SPACE AND LIFESTYLE

4 METRE

The 4-metre Urban Pool, designed as a compact solution, is ideal for couples or small families looking to enjoy the pool lifestyle. It serves perfectly as either a swimming exercise pool or a dip pool, offering exercise, fun and relaxation in a smaller footprint.

6 METRE

The ideal mid-size option, our 6-metre pool provides ample space for exercise, splashing and relaxation. It's the perfect pool and spa solution for urban backyards facing space constraints for families still desiring a full pool experience.

8 METRE

The 8-metre Urban Pool, the largest in our range, provides the complete pool experience. With generous space, it accommodates both a pool and spa experience or serves as an expansive exercise or dip pool, depending on your configuration preferences.



Choose your CONFIGURATION




SIDE
STEP

Our Urban Pool configuration options allow complete customisation to amplify not only the look but experience of your new pool.

SIDE STEP

For the ultimate pool experience, the Urban Pool featuring the side step configuration offers easy and safe access, along with a full swim zone for endless enjoyment.



OPEN SPA
SINGLE ZONE

OPEN SPA SINGLE ZONE

Available as an option in our 6 and 8-metre Urban Pool models, the open spa single zone combines a spa and pool experience in an open layout. This allows you to enjoy the benefits of a spa without compromising swimming space.




CLOSED SPA
DUAL ZONE

CLOSED SPA DUAL ZONE

Our dual zone configuration offers a secluded spa experience, maximizing seating in the spa section, while still enabling someone to enjoy the swimming area. This design allows you to set different temperatures in each zone as well as enjoying the swim and spa experience simultaneously, providing multiple experiences in one pool.

Choose your SWIM SYSTEM

Distinguishing Urban Pools from traditional counterparts is our integrated swim system, a revolutionary feature that enables a comprehensive full-body swim workout within a compact pool space. Powered by advanced swim system technology, this innovation offers a variable swimming experience that allows you to personalise your stroke technique and exercise intensity.



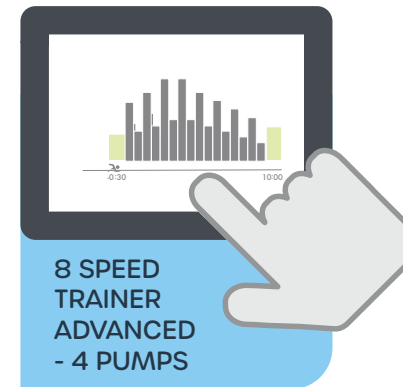
LEISURE SPLASH

The Leisure Splash brings leisure and play to your backyard with its dual-speed options powered by two pumps. It's designed for those who seek both relaxation and fun, offering a gentle swim and play setting that complements any lifestyle.



BEST OF BOTH WORLDS

The 5-speed trainer, equipped with three pumps, offers advanced swimming capabilities. Whether you're following a pre-set swim training regime or crafting your own custom schedule, this system supports both intensive ramp-ups and gentle cool-downs, accommodating every phase of your swim training needs.

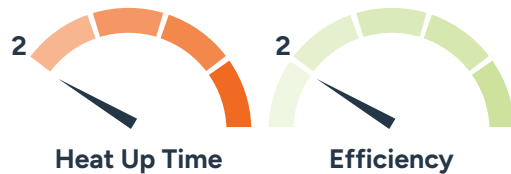


POWER WORKOUT

The 8-speed trainer elevates your swim workout with four pumps for a fully customisable experience. Set your warm-up, engage in interval training, and enter your cool-down phase without ever needing to pause for adjustments. This system stands as the most intelligent and powerful swim workout option available, setting a new standard for aquatic fitness.

Choose your HEATING

Take control of your household energy efficiency, allowing easier insight into your output. From budget-friendly options right up to our quickest heat up time, you can completely tailor your pool's heating system to your desires.



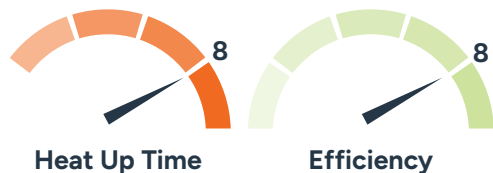
3KW ELECTRIC

Immerse yourself in the luxury of effortless relaxation with our energy-efficient 3kW heater. Designed for optimal warmth and enduring comfort, every Urban Pool is equipped with a 3kW heater as standard, ensuring a perfect heated embrace unless you opt for an upgrade.



HYBRID ELECTRIC HEAT PUMP

Experience the cutting-edge in heating efficiency with our Hybrid Electric Heat Pump. Capable of reducing your heating costs by an impressive 30% to 40%, this system integrates seamlessly with your touchpad or through the iSpa® Wifi Connect App for effortless control. Optimally performing in ambient temperatures above 18°C, it ensures your Urban Pool remains efficiently heated.



HYBRID GAS HEATER






The Hybrid Gas Heater is the premier choice for unparalleled heating efficiency. Offering swift heat-up times and cost-effective operation, it's the smart solution for achieving and maintaining the ideal water temperature. Enhanced with iSpa® Wifi Connect App compatibility, it offers the convenience of remote control and monitoring, all while offering up to a 70% reduction in pool running costs.



Choose your LOOK

Our Urban Pools are available in five different shell colours and six stylish cabinet options, ensuring there's a choice to complement every backyard aesthetic and style.

SHELL COLOUR OPTIONS

-  Blue Marble
-  Black Marble
-  White
-  White Marble
-  Pool Blue

CABINET COLOUR OPTIONS

-  Brown
-  Grey
-  Whitewash
-  Walnut
-  Charcoal
-  Timber


Install and enjoy

Urban Pools are delivered pre-assembled, with all critical systems expertly integrated within the pool's framework, making for an effortless installation in your backyard.


With Urban Pool, you can install your pool with three easy installation alternatives, giving you the ultimate flexibility to customise the setup to meet your precise needs.




INSTALLATION OPTIONS



Freestanding



Decking



Paving



URBAN POOL SPECIFICATIONS

Model	Dimensions (mm)	Seating Capacity	Lounges	Dry Weight	Filling Capacity	Massage Jets	Swim Jets	Lighting	iTouch Colour Touchpad
4 Metre Plunge	3960 x 2300 x 1510	N/A	No	1290kg	5500L	0	0	No	No
6 Metre Plunge	5960 x 2300 x 1510	N/A	No	1510kg	8500L	0	0	No	No
8 Metre Plunge	7960 x 2300 x 1510	N/A	No	2280kg	11500L	0	0	No	No
4 Metre Pool / 2 Speed Swim System	3960 x 2300 x 1510	N/A	No	1320kg	5500L	0	2	2 x LED Mood Lights	Yes
4 Metre Pool / 5 Speed Swim System	3960 x 2300 x 1510	N/A	No	1370kg	5500L	0	3	2 x LED Mood Lights	Yes
4 Metre Pool / 8 Speed Swim System	3960 x 2300 x 1510	N/A	No	1410kg	5500L	0	4	2 x LED Mood Lights	Yes
6 Metre Pool / 2 Speed Swim System	5960 x 2300 x 1510	N/A	No	1540kg	8500L	0	2	2 x LED Mood Lights	Yes
6 Metre Pool / 5 Speed Swim System	5960 x 2300 x 1510	N/A	No	1590kg	8500L	0	3	2 x LED Mood Lights	Yes
6 Metre Pool / 8 Speed Swim System	5960 x 2300 x 1510	N/A	No	1620kg	8500L	0	4	2 x LED Mood Lights	Yes
8 Metre Pool / 2 Speed Swim System	7960 x 2300 x 1510	N/A	No	2330kg	11500L	0	2	2 x LED Mood Lights	Yes
8 Metre Pool / 5 Speed Swim System	7960 x 2300 x 1510	N/A	No	2370kg	11500L	0	3	2 x LED Mood Lights	Yes
8 Metre Pool / 8 Speed Swim System	7960 x 2300 x 1510	N/A	No	2400kg	11500L	0	4	2 x LED Mood Lights	Yes
6 Metre Pool / Open Spa / 2 Speed Swim System	5960 x 2300 x 1510	8	No	1540kg	8500L	37	2	2 x LED Mood Lights	Yes
6 Metre Pool / Open Spa / 5 Speed Swim System	5960 x 2300 x 1510	8	No	1590kg	8500L	37	3	2 x LED Mood Lights	Yes
6 Metre Pool / Open Spa / 8 Speed Swim System	5960 x 2300 x 1505	8	No	1620kg	8500L	37	4	2 x LED Mood Lights	Yes
8 Metre Pool / Open Spa / 2 Speed Swim System	7960 x 2300 x 1505	8	No	2330kg	11500L	37	2	2 x LED Mood Lights	Yes
8 Metre Pool / Open Spa / 5 Speed Swim System	7960 x 2300 x 1505	8	No	2370kg	11500L	37	3	2 x LED Mood Lights	Yes
8 Metre Pool / Open Spa / 8 Speed Swim System	7960 x 2300 x 1505	8	No	2400kg	11500L	37	4	2 x LED Mood Lights	Yes
6 Metre Pool / Closed Spa	5960 x 2300 x 1505	6	2	1510kg	Swim - 5500L Spa - 1200L	45	0	LED Mood Lights (2 Swim End / 1 Spa End)	Yes
6 Metre Pool / Closed Spa / 2 Speed Swim System	5960 x 2300 x 1505	6	2	1540kg	Swim - 5500L Spa - 1200L	45	2	LED Mood Lights (2 Swim End / 1 Spa End)	2 x Yes
6 Metre Pool / Closed Spa / 5 Speed Swim System	5960 x 2300 x 1505	6	2	1590kg	Swim - 5500L Spa - 1200L	45	3	LED Mood Lights (2 Swim End / 1 Spa End)	2 x Yes
6 Metre Pool / Closed Spa / 8 Speed Swim System	5960 x 2300 x 1505	6	2	1620kg	Swim - 5500L Spa - 1200L	45	4	LED Mood Lights (2 Swim End / 1 Spa End)	2 x Yes
8 Metre Pool / Closed Spa	7960 x 2300 x 1505	6	2	2280kg	Swim - 8500L Spa - 1200L	45	0	LED Mood Lights (2 Swim End / 1 Spa End)	Yes
8 Metre Pool / Closed Spa / 2 Speed Swim System	7960 x 2300 x 1505	6	2	2330kg	Swim - 8500L Spa - 1200L	45	2	LED Mood Lights (2 Swim End / 1 Spa End)	2 x Yes
8 Metre Pool / Closed Spa / 5 Speed Swim System	7960 x 2300 x 1505	6	2	2370kg	Swim - 8500L Spa - 1200L	45	3	LED Mood Lights (2 Swim End / 1 Spa End)	2 x Yes
8 Metre Pool / Closed Spa / 8 Speed Swim System	7960 x 2300 x 1505	6	2	2400kg	Swim - 8500L Spa - 1200L	45	4	LED Mood Lights (2 Swim End / 1 Spa End)	2 x Yes

Swim Trainer Program	Heater	Filtration Pump	Boost Pump	Water Purification System	Power Requirements
No	No	Programmable Circulation Pump	No	Ultra Pure Filtration	10amps
No	No	Programmable Circulation Pump	No	Ultra Pure Filtration	10amps
No	No	Programmable Circulation Pump	No	Ultra Pure Filtration	10amps
No	3KW	Programmable Circulation Pump	2 x 4.2HP	Premium Water Management	Load Shed 20A, Full Load 32A
Yes	3KW	Programmable Circulation Pump	3 x 4.2HP	Premium Water Management	Load Shed 29A, Full Load 41A
Yes	3KW	Programmable Circulation Pump	4 x 4.2HP	Premium Water Management	Load Shed 38A, Full Load 50A
No	3KW	Programmable Circulation Pump	2 x 4.2HP	Premium Water Management	Load Shed 20A, Full Load 32A
Yes	3KW	Programmable Circulation Pump	3 x 4.2HP	Premium Water Management	Load Shed 29A, Full Load 41A
Yes	3KW	Programmable Circulation Pump	4 x 4.2HP	Premium Water Management	Load Shed 38A, Full Load 50A
No	3KW	Programmable Circulation Pump	2 x 4.2HP	Premium Water Management	Load Shed 20A, Full Load 32A
Yes	3KW	Programmable Circulation Pump	3 x 4.2HP	Premium Water Management	Load Shed 29A, Full Load 41A
Yes	3KW	Programmable Circulation Pump	4 x 4.2HP	Premium Water Management	Load Shed 38A, Full Load 50A
No	3KW	Programmable Circulation Pump	2 x 4.2HP	Premium Water Management	Load Shed 20A, Full Load 32A
Yes	3KW	Programmable Circulation Pump	3 x 4.2HP	Premium Water Management	Load Shed 29A, Full Load 41A*
Yes	3KW	Programmable Circulation Pump	4 x 4.2HP	Premium Water Management	Load Shed 38A, Full Load 50A
No	3KW	Programmable Circulation Pump	2 x 4.2HP	Premium Water Management	Load Shed 20A, Full Load 32A
Yes	3KW	Programmable Circulation Pump	3 x 4.2HP	Premium Water Management	Load Shed 29A, Full Load 41A
Yes	3KW	Programmable Circulation Pump	4 x 4.2HP	Premium Water Management	Load Shed 38A, Full Load 50A
No	3KW + 3KW (1 x Swim End / 1 x Spa End)	Programmable Circulation Pump (1 x Swim End / 1 x Spa End)	2 x 4.2HP	Premium Water Management	Load Shed 21A, Full Load 33A
No	3KW + 3KW (1 x Swim End / 1 x Spa End)	Programmable Circulation Pump (1 x Swim End / 1 x Spa End)	4 x 4.2HP	Premium Water Management	Spa End Load Shed 20A, Full Load 32A Pool End Load Shed 20A, Full Load 32A
Yes	3KW + 3KW (1 x Swim End / 1 x Spa End)	Programmable Circulation Pump (1 x Swim End / 1 x Spa End)	5 x 4.2HP	Premium Water Management	Spa End Load Shed 20A, Full Load 32A Pool End Load Shed 29A, Full Load N/A
Yes	3KW + 3KW (1 x Swim End / 1 x Spa End)	Programmable Circulation Pump (1 x Swim End / 1 x Spa End)	6 x 4.2HP	Premium Water Management	Spa End Load Shed 20A, Full Load 32A Pool End Load Shed 38A, Full Load N/A
No	3KW	Programmable Circulation Pump (1 x Swim End / 1 x Spa End)	2 x 4.2HP	Premium Water Management	Load Shed 21A, Full Load 33A
No	3KW + 3KW (1 x Swim End / 1 x Spa End)	Programmable Circulation Pump (1 x Swim End / 1 x Spa End)	4 x 4.2HP	Premium Water Management	Spa End Load Shed 20A, Full Load 32A Pool End Load Shed 20A, Full Load 32A
Yes	3KW + 3KW (1 x Swim End / 1 x Spa End)	Programmable Circulation Pump (1 x Swim End / 1 x Spa End)	5 x 4.2HP	Premium Water Management	Spa End Load Shed 20A, Full Load 32A Pool End Load Shed 29A, Full Load N/A
Yes	3KW + 3KW (1 x Swim End / 1 x Spa End)	Programmable Circulation Pump (1 x Swim End / 1 x Spa End)	6 x 4.2HP	Premium Water Management	Spa End Load Shed 20A, Full Load 32A Pool End Load Shed 38A, Full Load N/A

Standard Inclusions
Circulation Pump & Filtration System
Sealed Cabinet & Base
Maintenance Free Cabinet

Optional Extra
Heat Retention Tapered
Lockable Hardcover





urban pool

For more information, visit urbanpool.com.au

Available at all Just Spas stores across Australia

For your nearest store, please visit justspas.com.au

Products featured in images are for marketing purposes only.
Product specifications may change without notice.