

# WORCPPLACES at GRANITE TOWER

by CP Group



**Full Floor of Spec Suites Now Leasing**

1099 18th Street, Denver, Colorado 80202





# WORCPACES

by CP Group

CP Group is proud to debut a full floor of market-leading Spec Places, sized to meet the expectations of today's professionals looking to move quickly and scale for their future.



**Flexible & Open  
Environments**



**Space to Fit  
Any Need**



**2,716 SF to  
7,084 SF**

---

Designed with an emphasis on health, wellness and flexibility, worCPaces represents CP Group's pledged commitment to delivering exceptional office environments completed by best-in-class amenities and stand-out service.

For innovating upstarts and bespoke service-minded firms, worCPaces at Granite Tower delivers modern programming centered around collaboration and convenience.





## An Introduction to

# Spec Places

Custom office solutions built to exacting specifications, Spec Places are CP Group's spin on traditional spec suites. Spec Places are also available with a turnkey experience including select furnished suites and managed IT upon request.

### Lease Term

3-5+ years

### Available Suites

2,716 - 7,084 SF

- ✓ Company branding on suite entry
- ✓ Hybrid meeting spaces/flex offices for growth in place
- ✓ Dedicated break area
- ✓ Copy/storage space in each suite
- ✓ Nightly office cleaning
- ✓ Access to additional on-site amenities
- ✓ Furnished suites available





# 22nd Floor Spec Suites



**Suite 2210**  
7,082 SF

- 10 Private Offices
- 1 Conference
- 27 Workstations

191 SF/Employee

**Suite 2220**  
4,883 SF

- 7 Private Offices
- 1 Conference
- 12 Workstations

257 SF/Employee

**Suite 2230**  
3,913 SF

- 4 Private Offices
- 1 Conference
- 16 Workstations

196 SF/Employee

**Suite 2240**  
2,716 SF



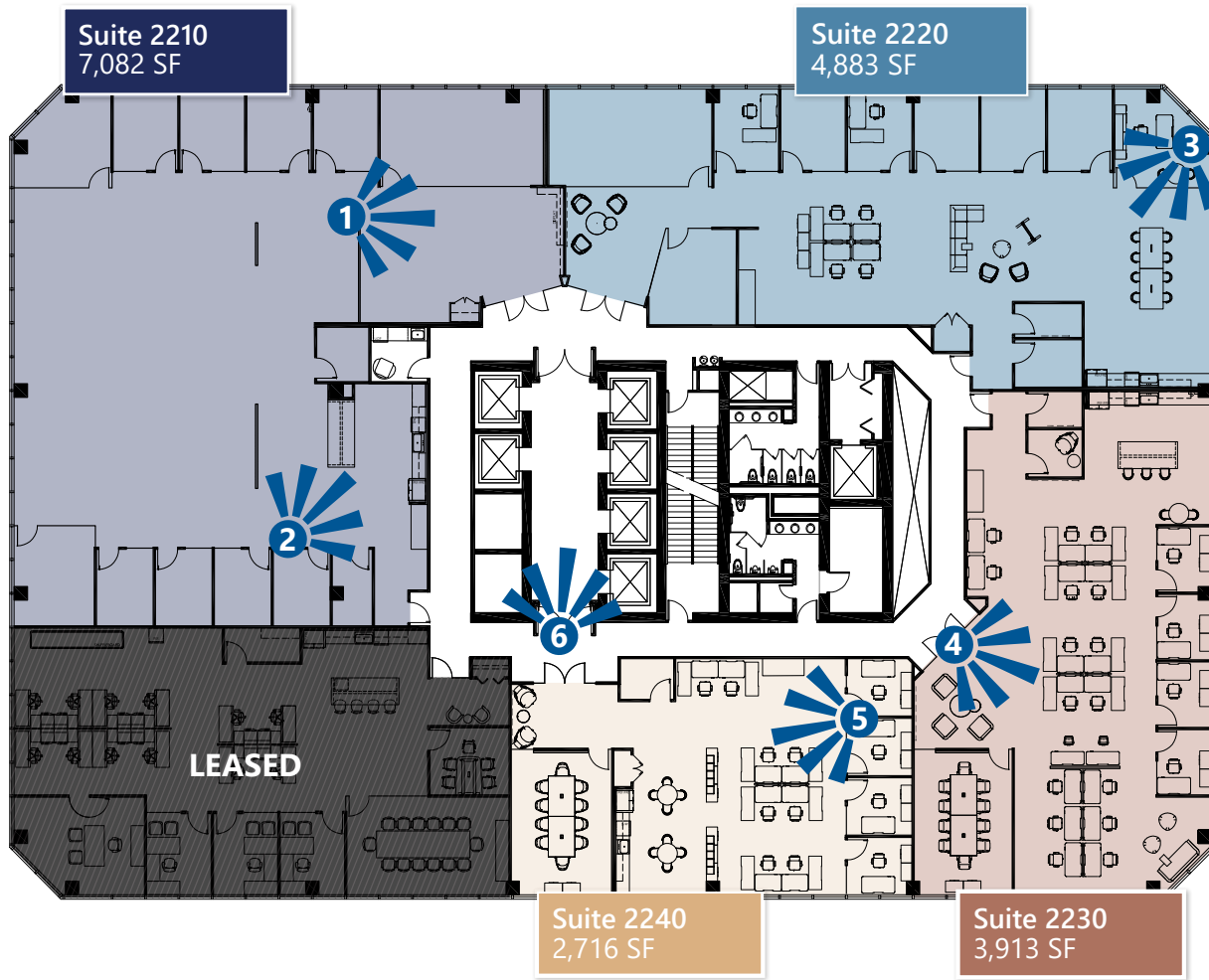
- 4 Private Offices
- 1 Conference
- 8 Workstations

226 SF/Employee

**LEASED**



# 22<sup>nd</sup> Floor Spec Suites







**1 Suite 2210** 7,082 SF  
*Entrance*





**1 Suite 2210** 7,082 SF  
*Kitchen*





**3 Suite 2220** 4,883 SF  
*Kitchen + Work Space*





**4 Suite 2230** 3,913 SF  
*Entrance + Work Space*





**5 Suite 2240** 2,716 SF  
*Work Space*





**⑥ 22nd Floor**  
*Elevator Lobby*





**WORCP** PLACES  
by CP Group



**GRANITE TOWER**

**[GraniteTowerDenver.com](http://GraniteTowerDenver.com)**

**James Roupp**  
james.roupp@jll.com  
303 217 7947

**Andy Ross**  
andy.ross@jll.com  
303 260 6504

**Maddy Stevenson**  
maddy.stevenson@jll.com  
303 321 5424



Although information has been obtained from sources deemed reliable, neither CP Group nor JLL makes any guarantees, warranties or representations, express or implied, as to the completeness or accuracy as to the information contained herein. Any projections, opinions, assumptions or estimates used are for example only. There may be differences between projected and actual results, and those differences may be material. The Property may be withdrawn without notice. Neither Owner nor JLL accepts any liability for any loss or damage suffered by any party resulting from reliance on this information. If the recipient of this information has signed a confidentiality agreement regarding this matter, this information is subject to the terms of that agreement.  
©2024. Jones Lang LaSalle IP, Inc. All rights reserved.