

# May 2025 Review

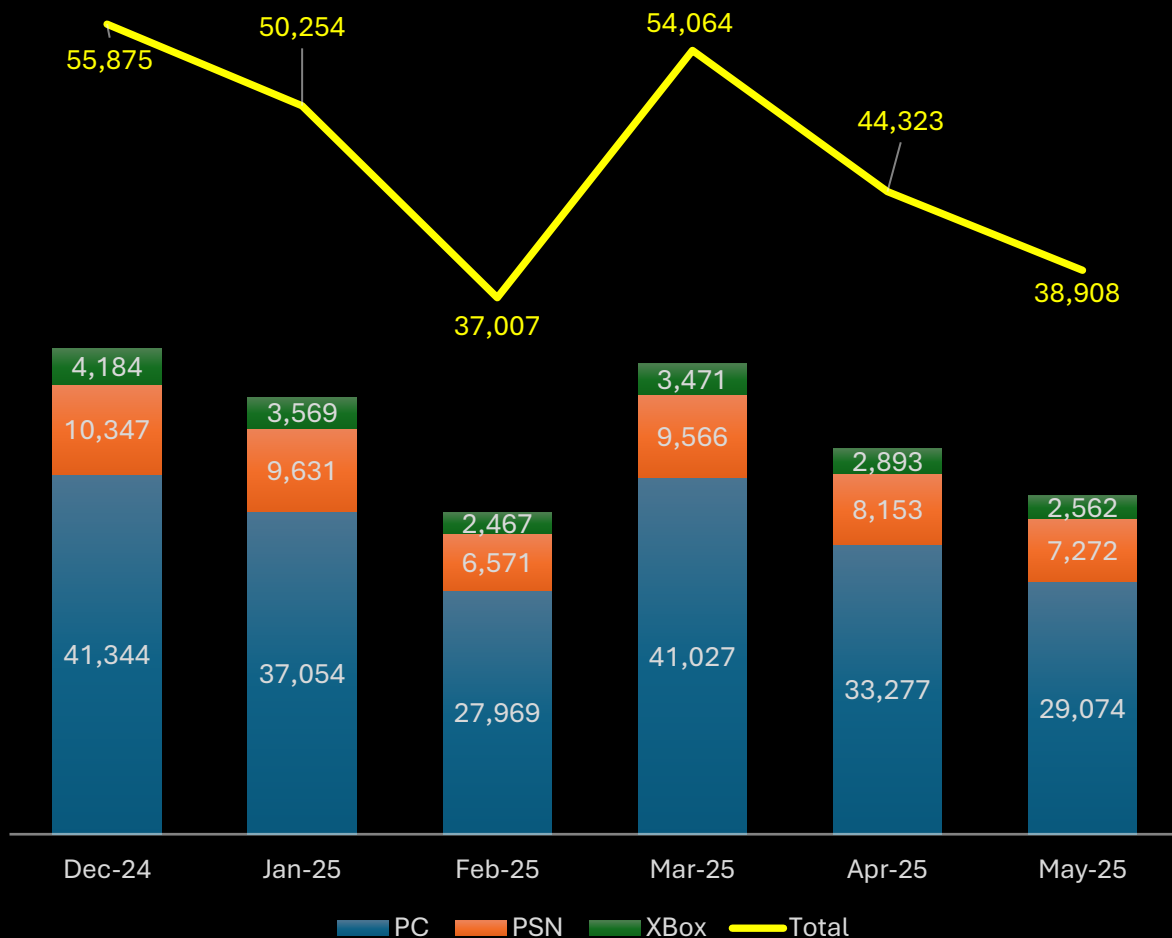
**BLOOD BOWL**





# Ladder Matches Played by Month

Matches Played by Month



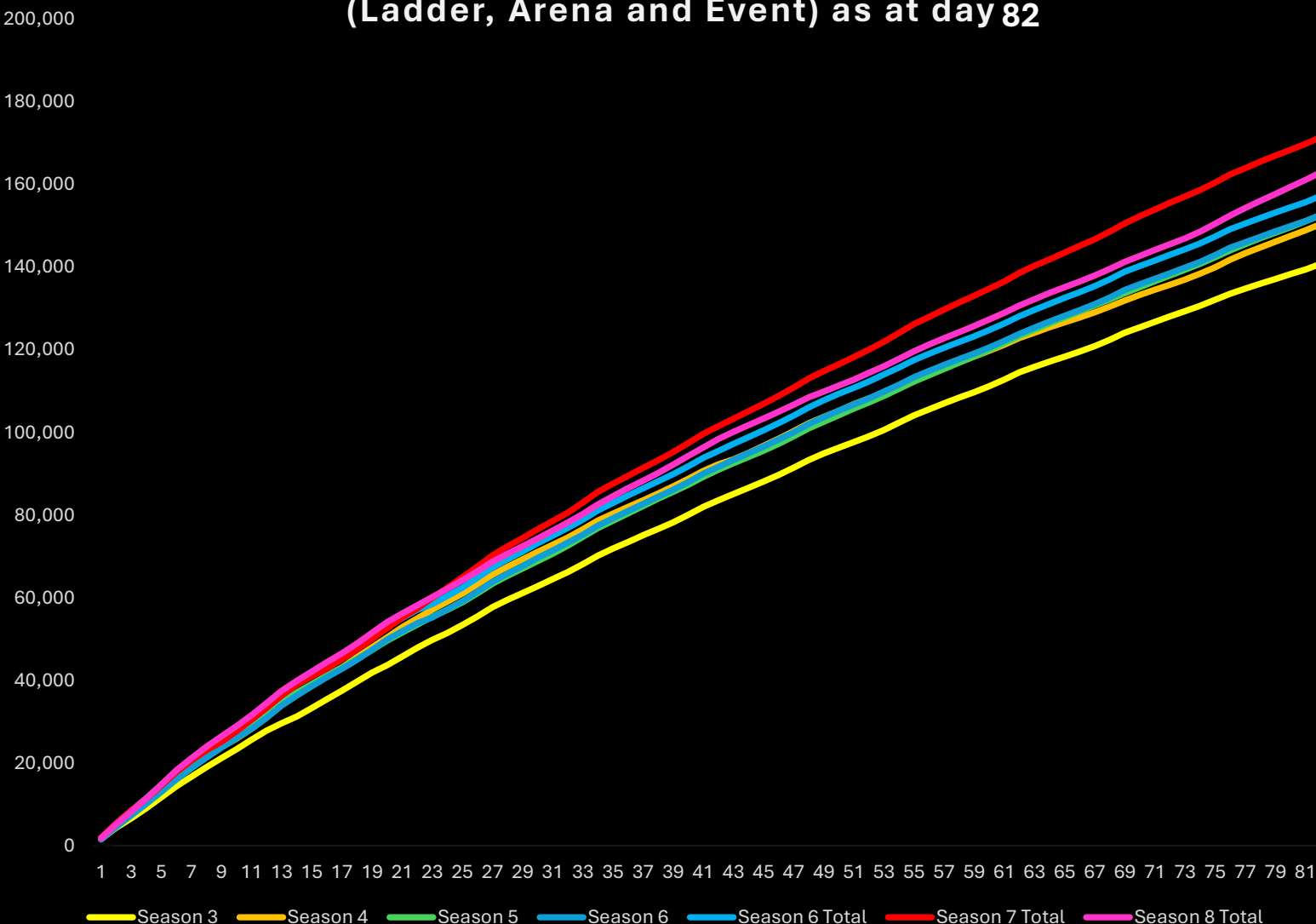
- Season 8 Launch 11<sup>th</sup> March
- Decrease of matches played by -5,415 compared to April
- Average of 1,255 matches played per day on the official ladder (1,477 in April)





# Current Season Update

Total Cumulative matches by day of season  
(Ladder, Arena and Event) as at day 82



- Season 8 Launch 11<sup>th</sup> March
- As At end of May (Day 82)
- A decrease of 8,526 matches (-5%) in the ladder and Event compared to same point of season 7
- 28,794 matches have been played in the Arena mode (28,232 in Season 7 Arena)

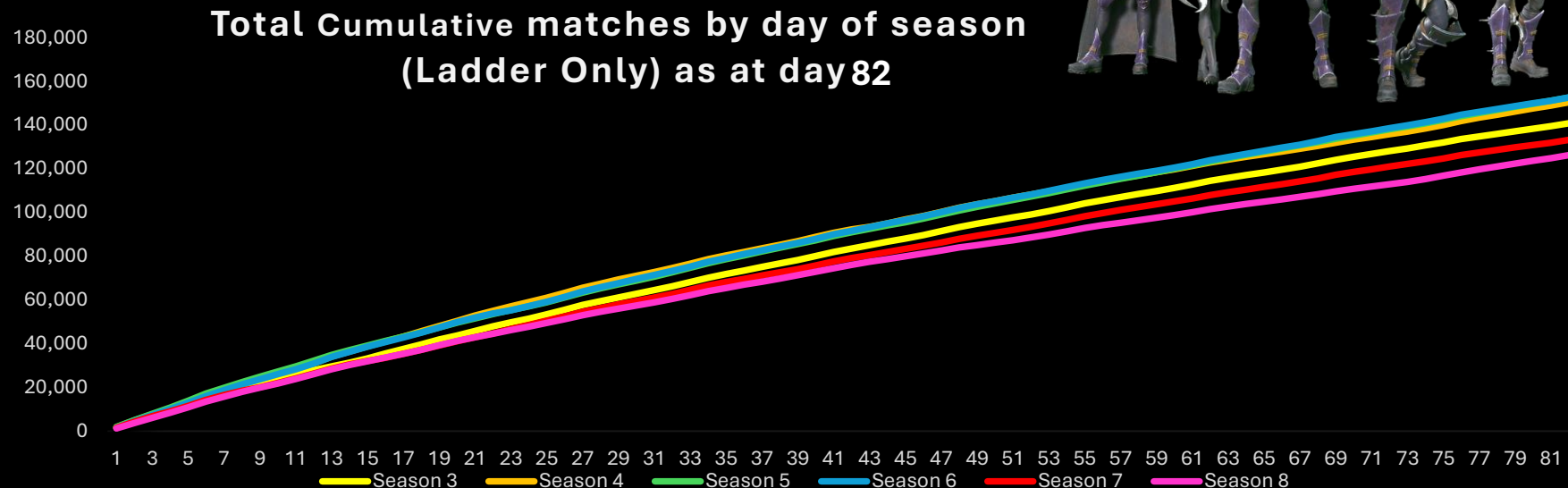
	Day 82 - Cumulative Matches
Season 3	140,814
Season 4	150,425
Season 5	152,571
Season 6	157,273
Season 7	171,456
Season 8	162,930



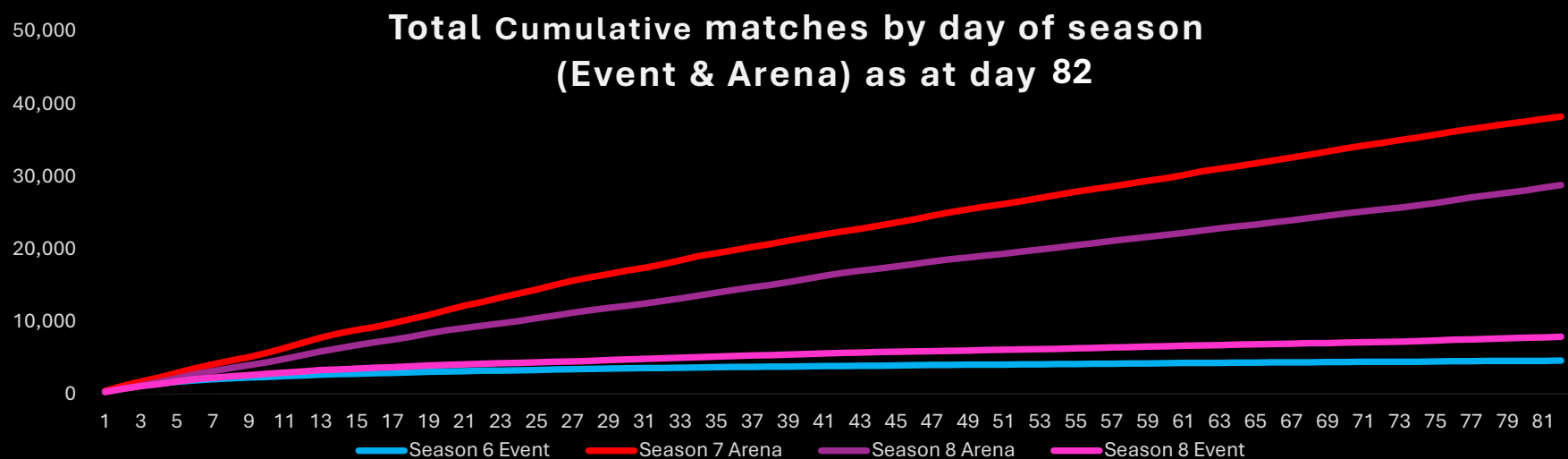
# Current Season Breakdown



	Day 82 - Cumulative Matches
Season 3	140,814
Season 4	150,425
Season 5	152,571
Season 6	152,664
Season 7	133,224
Season 8	126,250



	Day 82 - Cumulative Matches
Season 6 Event	4,609
Season 7 Arena	38,232
Season 8 Arena	28,794
Season 8 Event	7,886



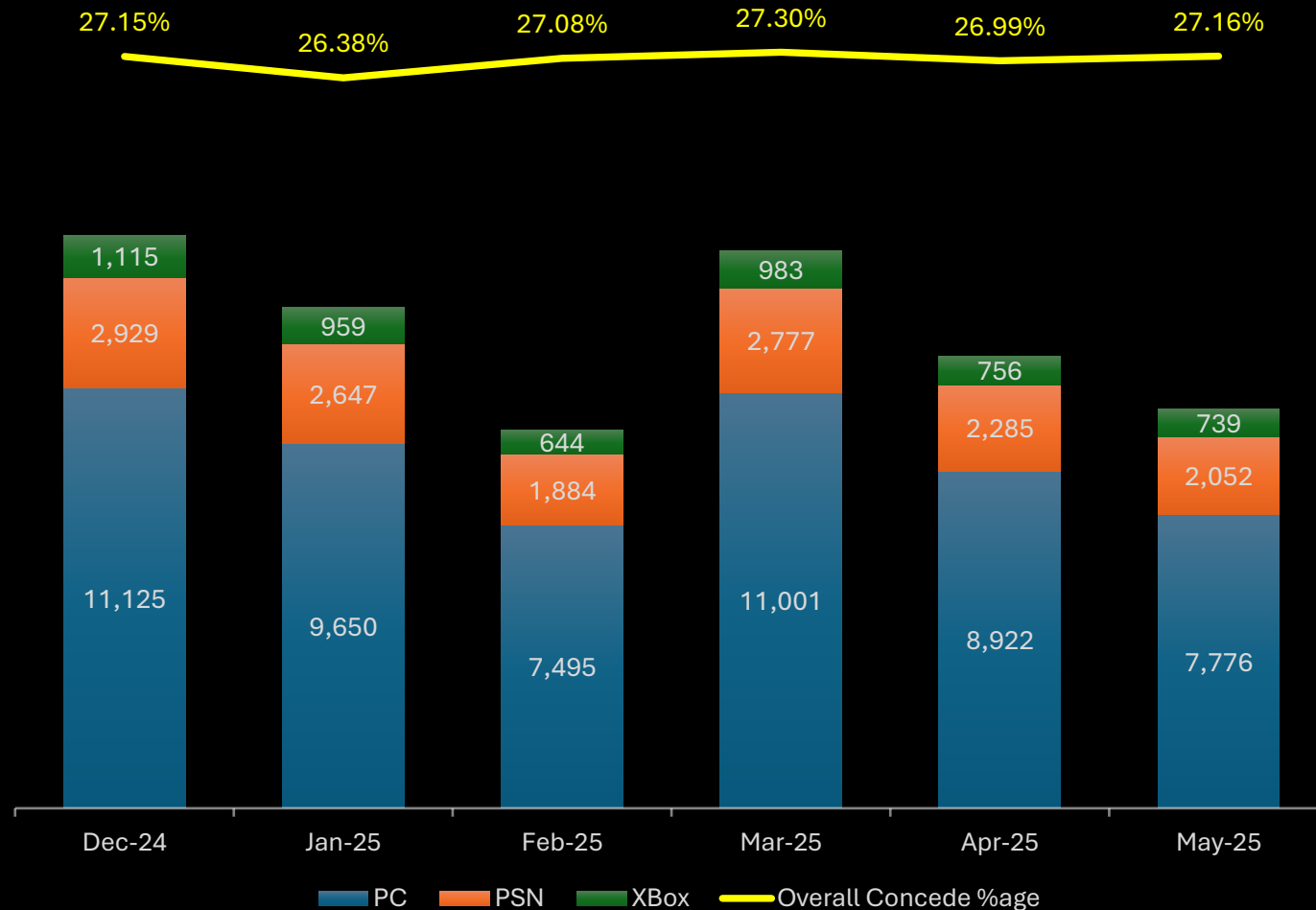


# Ladder Concessions by Month

- Concession rate increased slightly from April
- Concession rate in May is the second highest in the past 6 months
- Concession rate in the 6 months shown is 27.01%



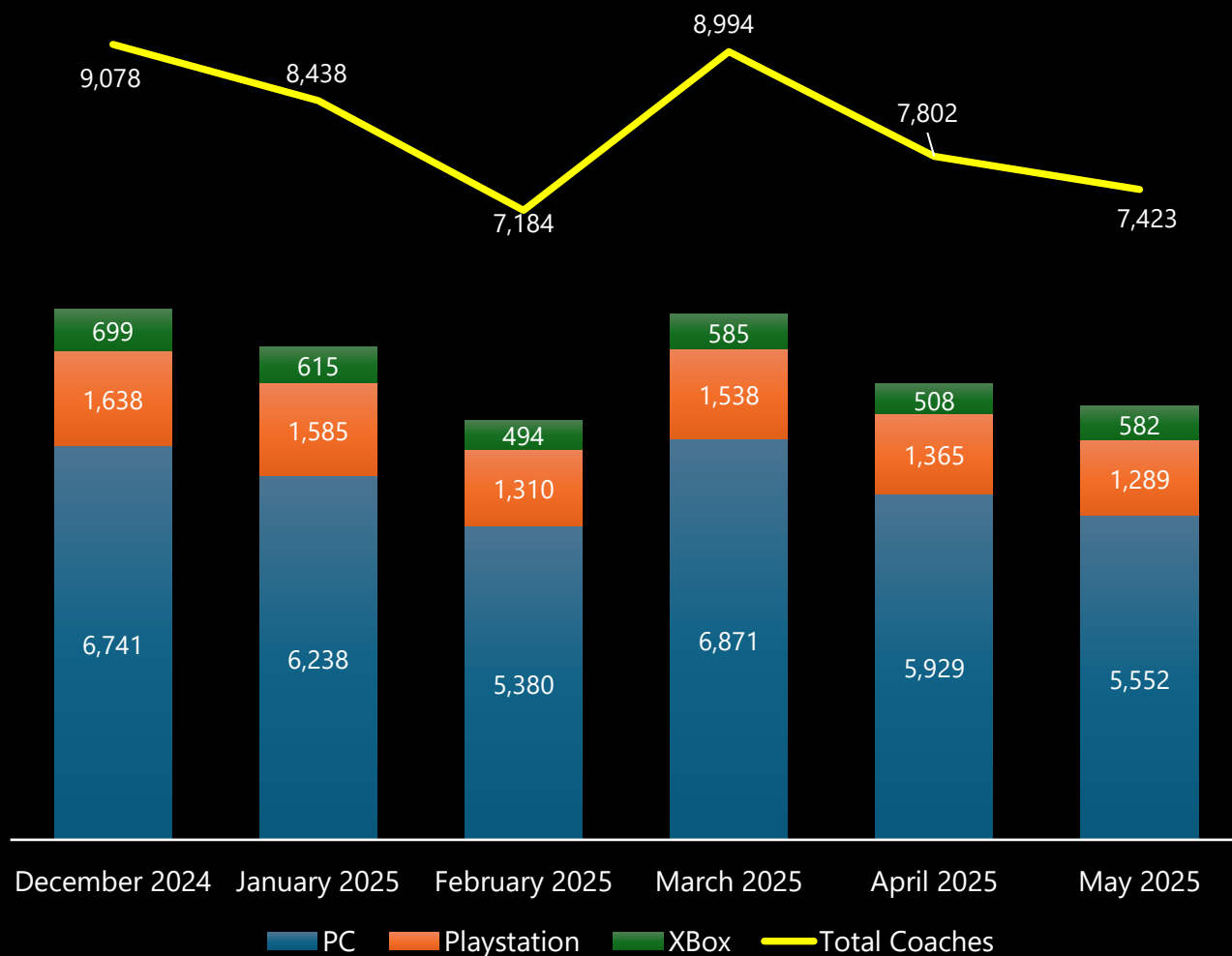
## Concedes by Month





# Coach numbers by Month

Coaches that played at least 1 match (Ladder, Arena and Event)



- 7,423 Coaches played at least 1 Ladder, Arena or Event match in May, which is down from April (7,802). This is a trend observed every season
- In May 74.8% of matches were played by coaches on PC, 17.4% on PlayStation and 7.8% on Xbox
- The following slide shows the breakdown by Arena, event and ladder only



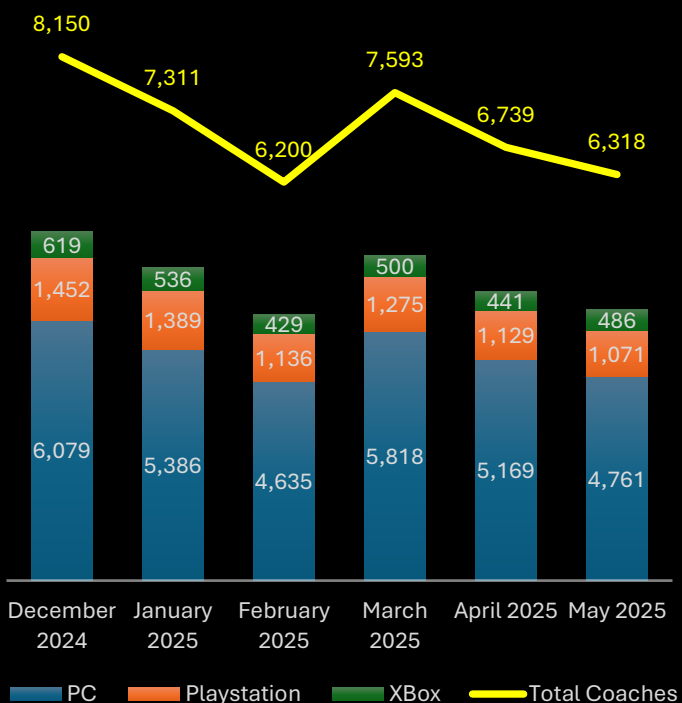


# Coach numbers by Month



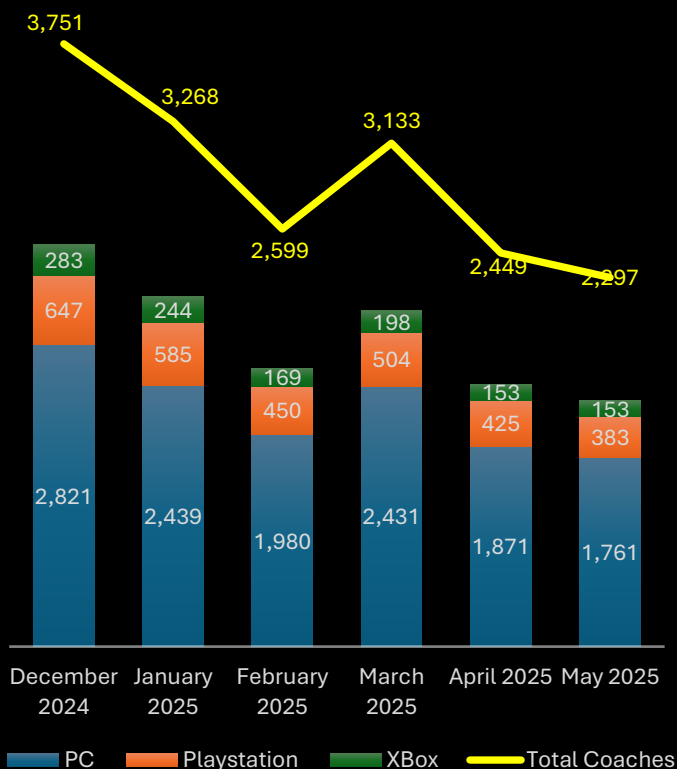
Ladder coach numbers remain on trend by increasing in the month of launch then dropping off. Numbers may be diluted by Arena and Event

Coaches that played at least 1 match  
(Ladder)



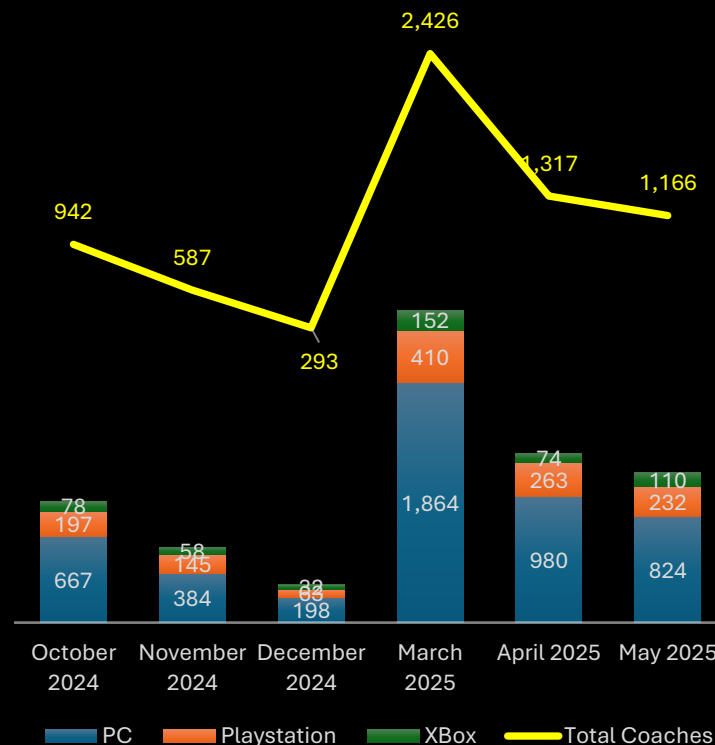
Arena mode proving popular again, but coach numbers down from Season 7 Arena

Coaches that played at least 1 match  
(Arena)



Amazon event has attracted more coaches than the Goblin vs Halfling event unsurprisingly

Coaches that played at least 1 match  
(Event)





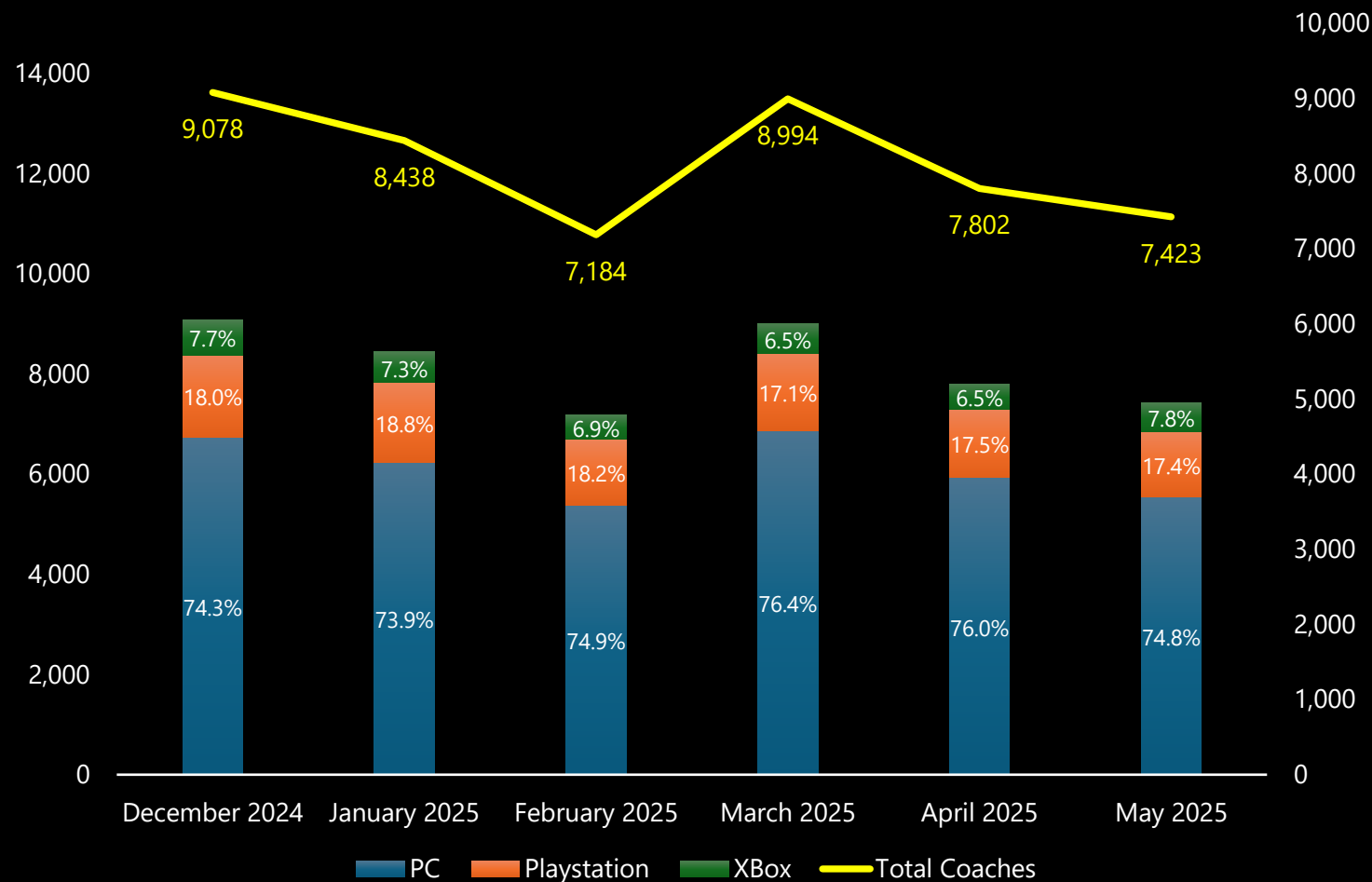
# Coach Platform Distribution by Month



- The amount of Xbox players rose from last month
- May had the highest proportion of Xbox players in the 6 months shown
- Breakdown for the 6 months shown
  - PC – 75.0%
  - Playstation – 17.8%
  - Xbox – 7.1%



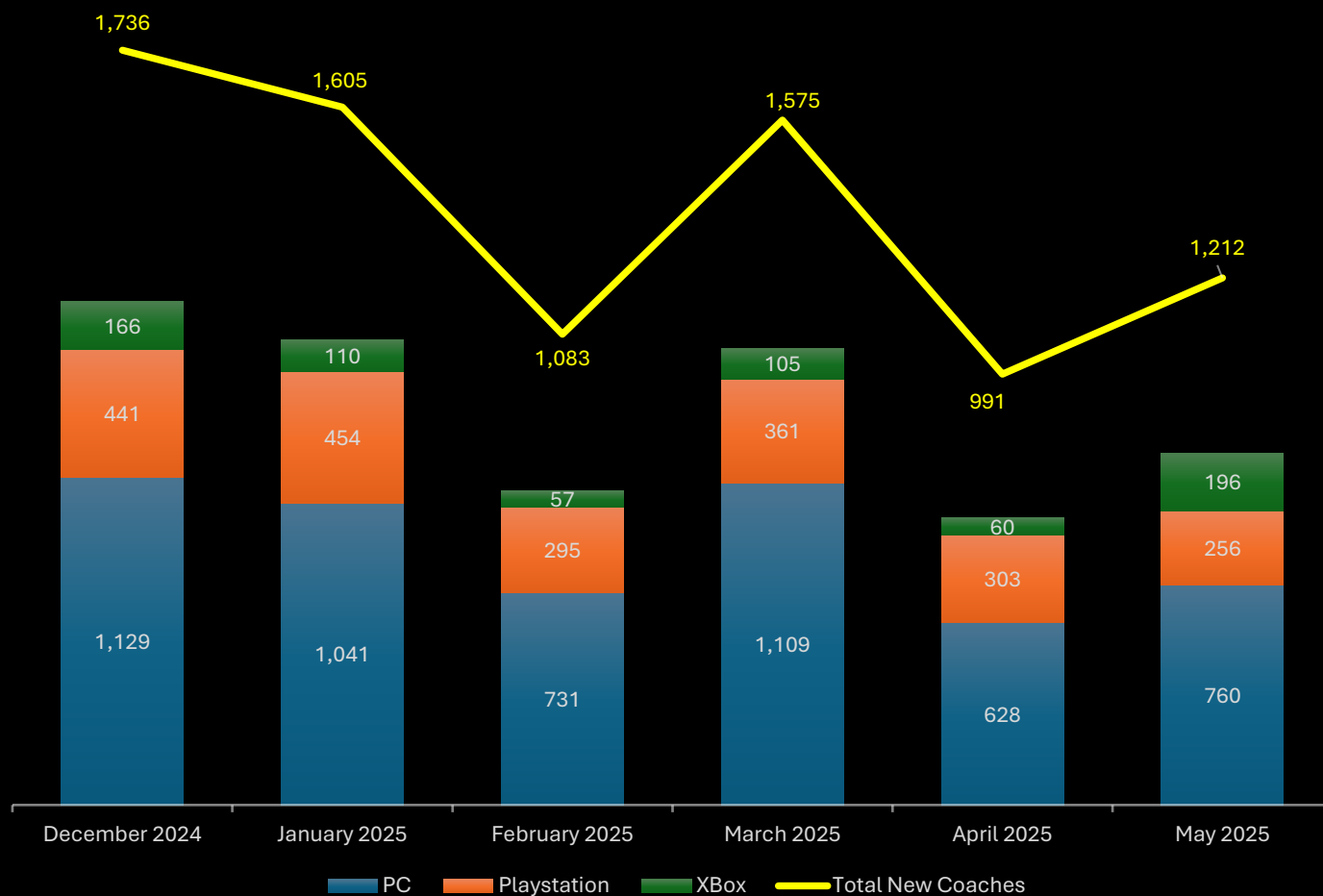
Coaches that played at least 1 match (Ladder, Arena and Event)





# New Coaches by Month

Coaches that played their first match in either Ladder, Arena or Event



- Figures are coaches that have played at least 1 match
- A total of 1,212 coaches played their first match of BB3 in May. This was either in the Ladder, Arena or the Current Season Event
- In the past 6 months the breakdown by platform of new coaches is as follows
  - PC – 65.8%
  - PlayStation – 25.7%
  - Xbox – 8.5%

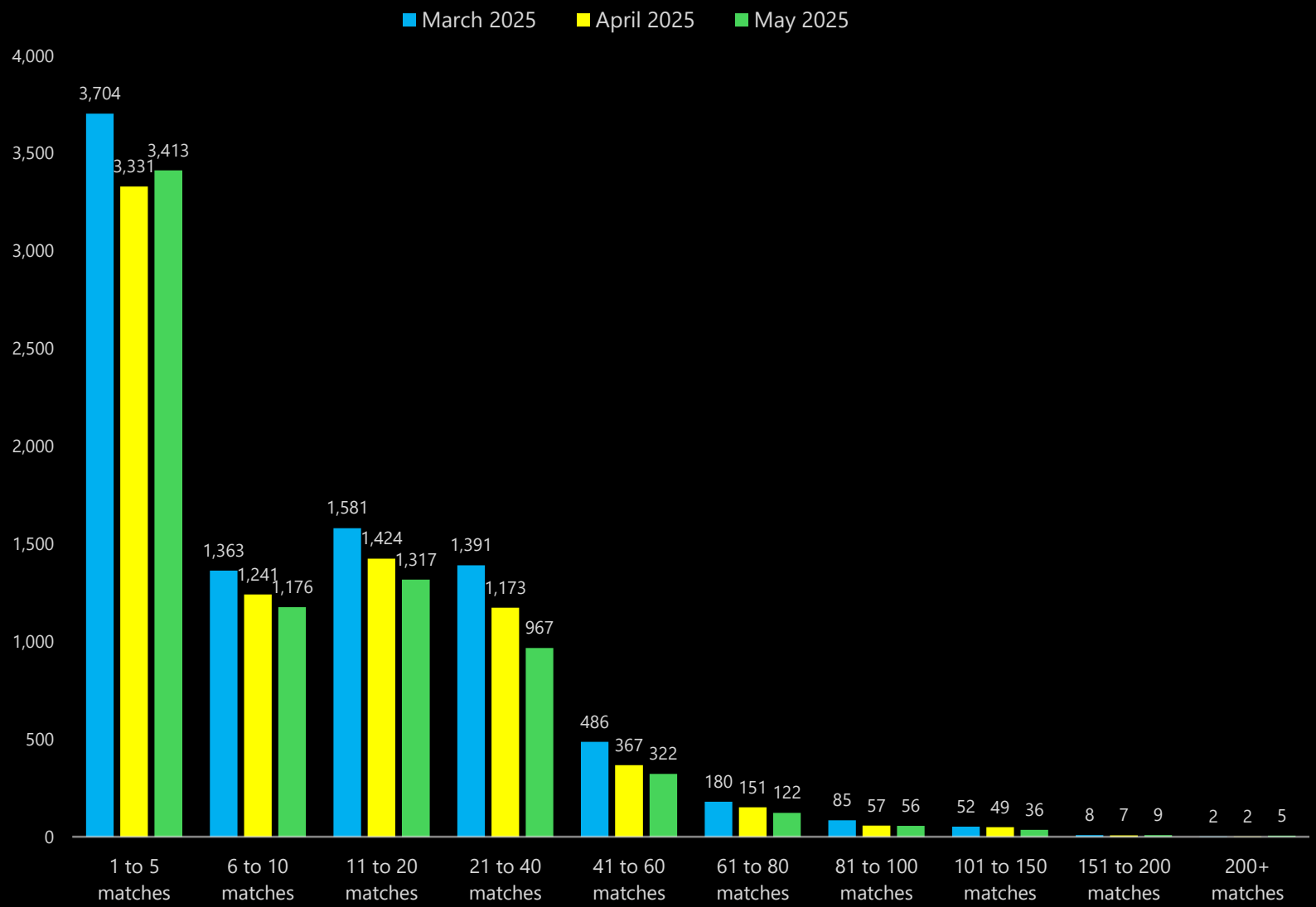
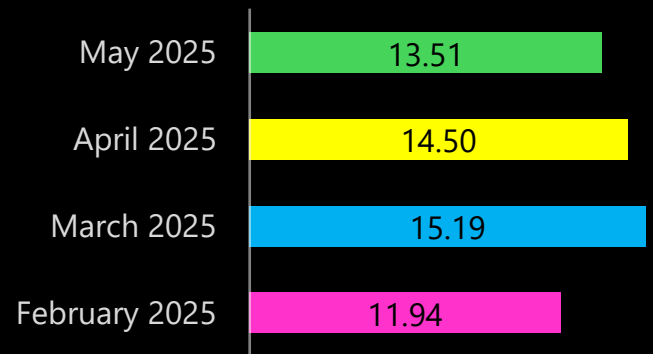




# Coaches by Games Played (Ladder)

- 1,497 coaches played only 1 match the ladder in May compared to 1,406 in April

Av Games per Coach





# Ladder Race Stats vs Previous Month

## Ranked by Matches Played

Rank	Last Month Rank	Race Name	Matches Played	Win Rate	Previous Month		MP Change	WR Change
					Matches Played	Win Rate		
1	1	Orc	8,190	52.49%	9,489	51.97%	-1,299	0.52%
2	2	Dwarf	6,825	50.47%	7,901	51.20%	-1,076	-0.73%
3	3	Chaos Chosen	6,730	47.44%	7,272	49.08%	-542	-1.64%
4	4	Amazon	5,169	55.06%	7,269	53.48%	-2,100	1.58%
5	6	Necromantic Horror	4,593	51.43%	5,191	53.03%	-598	-1.60%
6	5	Lizardman	4,520	51.94%	5,200	51.34%	-680	0.60%
7	8	Shambling Undead	4,448	56.46%	4,919	56.31%	-471	0.15%
8	7	Norse	4,158	51.03%	5,128	50.25%	-970	0.78%
9	9	Nurgle	3,920	50.14%	4,589	46.64%	-669	3.50%
10	10	Dark Elf	3,908	48.81%	4,551	51.59%	-643	-2.78%
11	12	Human	3,748	51.12%	4,236	50.17%	-488	0.95%
12	11	Skaven	3,572	51.27%	4,279	50.70%	-707	0.57%
13	14	Chaos Renegade	3,569	43.71%	3,450	43.48%	119	0.23%
14	13	Black Orc	3,450	45.71%	3,904	47.69%	-454	-1.98%
15	16	Elven Union	2,096	48.28%	2,020	48.19%	76	0.09%
16	15	Wood Elf	2,086	51.65%	2,324	51.25%	-238	0.40%
17	18	Imperial Nobility	1,589	46.44%	1,626	43.76%	-37	2.68%
18	17	Goblin	1,568	32.65%	1,696	32.69%	-128	-0.04%
19	19	Old World Alliance	1,436	46.27%	1,435	42.58%	1	3.69%
20	20	Underworld Denizens	1,180	52.33%	1,318	46.24%	-138	6.09%
21	21	Halfling	1,061	38.08%	849	38.22%	212	-0.14%

- Orcs are still the most played team
- The biggest increase in matches played was Halflings (+212) followed by Chaos Renegades (+119)
- Biggest %age decrease in matches played was Amazons (-28.9%) , Norse (-18.9%) and Skaven (-16.5%)



\*Draws count as half win in Win rate



# Ladder Race Stats vs Previous Month

## Ranked by Win Percentage

- Undead are in top spot for win rate (again)
- Biggest gain was 3.69% by OWA
- The Biggest decrease was -2.78% by Dark Elves



\*Draws count as half win in Win rate

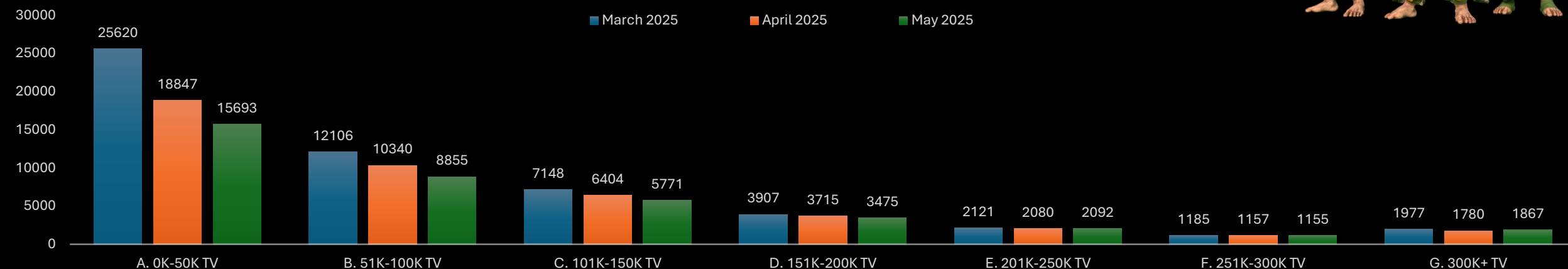
Rank	Last Month Rank	Race Name	Matches Played	Win Rate	Previous Month		MP Change	WR Change
					Matches Played	Win Rate		
1	1	Shambling Undead	4,448	56.46%	4,919	56.31%	-471	0.15%
2	2	Amazon	5,169	55.06%	7,269	53.48%	-2,100	1.58%
3	3	Orc	8,190	52.49%	9,489	51.97%	-1,299	0.52%
4	4	Underworld Denizens	1,180	52.33%	1,318	46.24%	-138	6.09%
5	6	Lizardman	4,520	51.94%	5,200	51.34%	-680	0.60%
6	5	Wood Elf	2,086	51.65%	2,324	51.25%	-238	0.40%
7	8	Necromantic Horror	4,593	51.43%	5,191	53.03%	-598	-1.60%
8	7	Skaven	3,572	51.27%	4,279	50.70%	-707	0.57%
9	9	Human	3,748	51.12%	4,236	50.17%	-488	0.95%
10	10	Norse	4,158	51.03%	5,128	50.25%	-970	0.78%
11	12	Dwarf	6,825	50.47%	7,901	51.20%	-1,076	-0.73%
12	11	Nurgle	3,920	50.14%	4,589	46.64%	-669	3.50%
13	14	Dark Elf	3,908	48.81%	4,551	51.59%	-643	-2.78%
14	13	Elven Union	2,096	48.28%	2,020	48.19%	76	0.09%
15	16	Chaos Chosen	6,730	47.44%	7,272	49.08%	-542	-1.64%
16	15	Imperial Nobility	1,589	46.44%	1,626	43.76%	-37	2.68%
17	18	Old World Alliance	1,436	46.27%	1,435	42.58%	1	3.69%
18	17	Black Orc	3,450	45.71%	3,904	47.69%	-454	-1.98%
19	19	Chaos Renegade	3,569	43.71%	3,450	43.48%	119	0.23%
20	20	Halfling	1,061	38.08%	849	38.22%	212	-0.14%
21	21	Goblin	1,568	32.65%	1,696	32.69%	-128	-0.04%



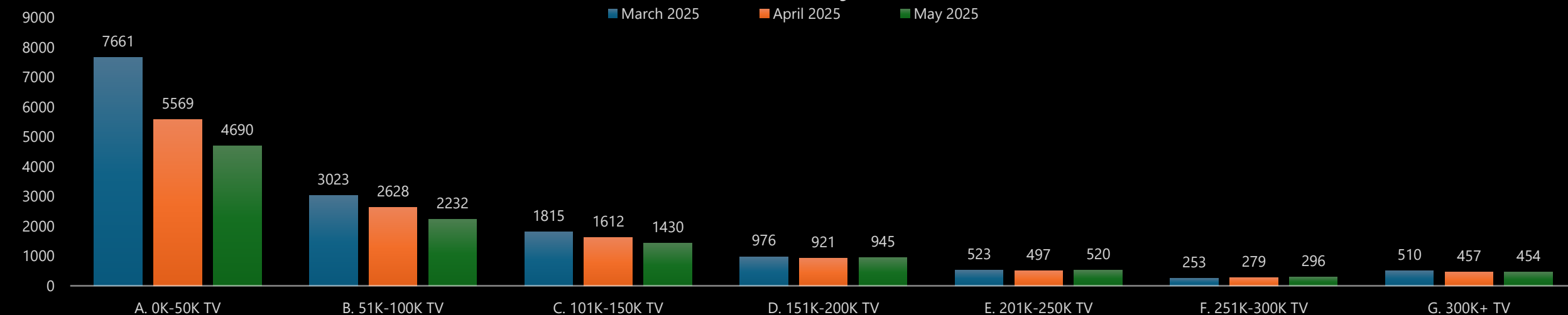
# Who is playing who on Ladder? (By TV Difference)



## Matches by TV Difference



## Match Concessions by TV Difference

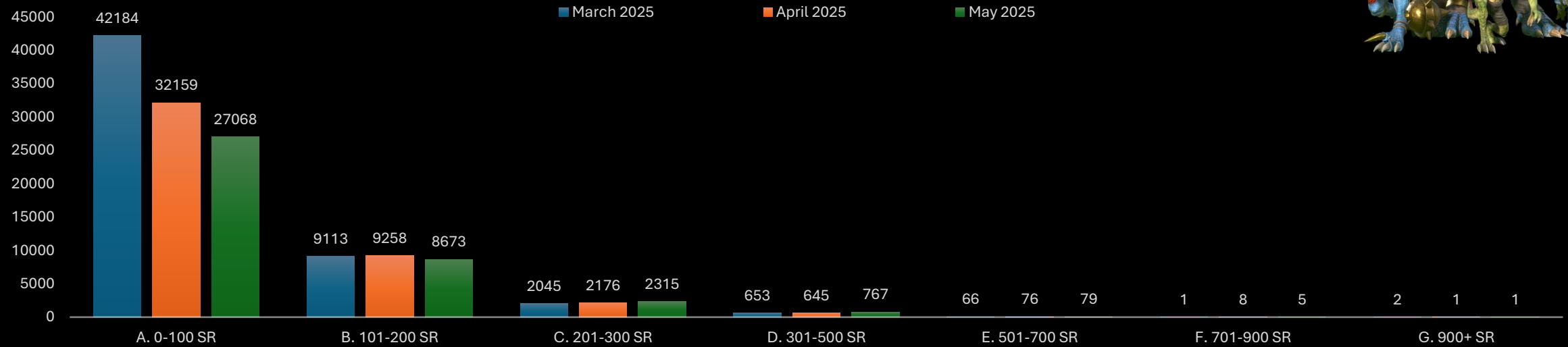




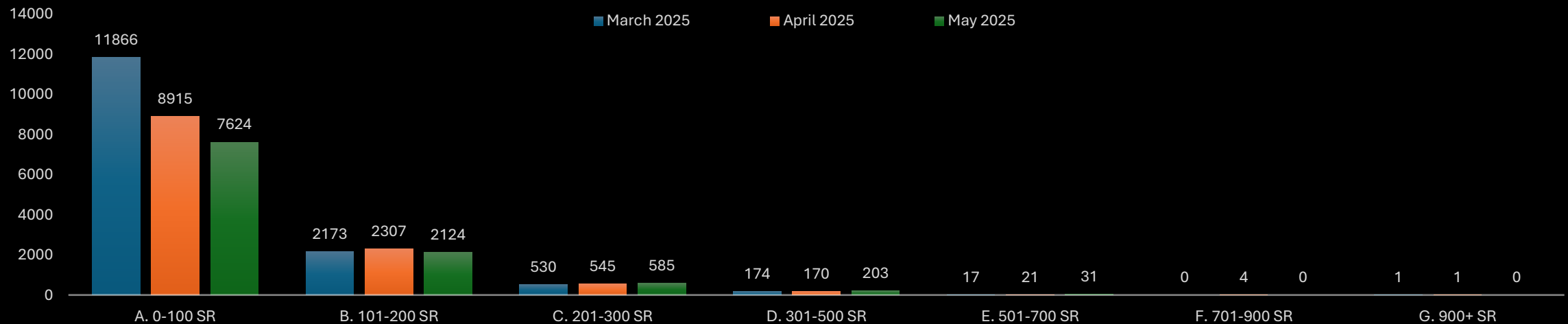
# Who is playing who on Ladder? (By SR Difference)



## Matches by SR Difference



## Match Concessions by SR Difference





# Arena Details by Matches Played

## *Ranked by Win Percentage*

S8 Rank	S7 Rank	RaceName	S8 Matches	S7 Win%	S8 Win%	Win% Diff
1	5	Wood Elf	3167	53.26%	56.5%	3.20%
2	0	Amazon	3373		55.7%	N/A
3	1	Necromantic Horror	3694	57.93%	55.0%	-2.94%
4	8	Skaven	4057	51.17%	54.5%	3.32%
5	7	Imperial Nobility	2274	51.28%	53.5%	2.17%
6	3	Lizardman	2682	54.40%	53.0%	-1.40%
7	11	Nurgle	1890	49.21%	52.0%	2.77%
8	13	Chaos Chosen	2696	48.99%	51.6%	2.58%
9	14	Elven Union	1937	48.17%	51.6%	3.41%
10	10	Human	2349	49.91%	51.2%	1.29%
11	6	Dark Elf	2712	52.85%	51.2%	-1.67%
12	17	Norse	2815	47.66%	51.1%	3.43%
13	16	Chaos Renegade	3067	47.69%	51.1%	3.37%
14	2	Shambling Undead	2477	56.60%	50.4%	-6.22%
15	4	Old World Alliance	1381	53.26%	48.9%	-4.35%
16	12	Dwarf	3009	49.13%	46.4%	-2.70%
17	19	Halfling	2017	43.25%	45.1%	1.84%
18	9	Orc	3030	50.92%	44.5%	-6.38%
19	15	Black Orc	3451	48.03%	44.0%	-4.01%
20	18	Underworld Denizens	997	45.61%	42.4%	-3.24%
21	20	Goblin	4769	39.10%	39.6%	0.51%

- Goblins are the most played team in the arena the season with 4,769 Games, followed by Skaven (4,057)
- Wood Elves have the highest win rate, followed by Amazon, Necro and Skaven
- Goblins are the only team with a sub 40% win rate
- Orcs have had the biggest decline in win rate (-6.38%)

